



Any Grade

Washington and Lincoln Express Lapbook



Lapbook written by
A Journey Through Learning
www.ajourneythroughlearning.com

Please check our website at:
www.ajourneythroughlearning.com

While there, sign up for our email newsletters and receive a FREE lapbook!
You'll also receive great discount codes, special offers, and find out
what's new and what's to come!

Join us on Facebook!

SAMPLE PAGE

Authors: Nancy Fileccia and Paula Winget
Copyright © 2013
Published by A Journey Through Learning, L.L.C.

All rights reserved. No part of this Lapbook may be reproduced in any form without written permission from A Journey Through Learning. Permission is granted to print for one family use only. Purchase of this Lapbook does not entitle reproduction of any part of this Lapbook for any entire school or district system. Such use is strictly prohibited.

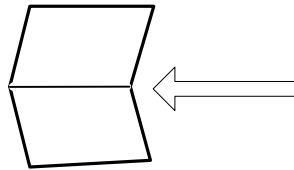
ISBN:

Printed in the United States of America
Clip art is from www.clipart.com with permission


Things to Know

Keep in mind that children of the same age can have very different academic and motor skills. Some children may have trouble writing in some of the smaller spaces of this lapbook. If this describes your child, we encourage you to let your child dictate the answers and you write for him. A lapbook is to be a fun project, not stressful.

Hamburger Fold-Fold horizontally



Hotdog Fold-Fold vertically

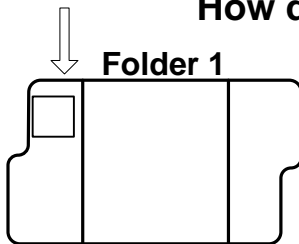


Dotted Lines-These are the cutting lines.

Accordion Fold-This fold is like making a paper fan. Fold on the first line so that title is on top. Turn over and fold on next line so that title is on top again. Turn over again and fold again on the next line so that title is on top. Continue until all folds are done.

Cover Labels-Most of the booklets that are folded look nicer with a label on top instead of just a blank space. They will be referred to as "cover label."

How do I know where to place each template in the folder?



This placement key tells you the template goes in the first folder at the top of the left flap.

How Do I Get Info for the Lapbook?

It is very easy to find the information you need to answer the questions in this lapbook. You may use the internet (with parent's guidance only) and books. Some good internet sites are:

<http://www.scholastic.com/browse/article.jsp?id=4684>

<http://bensguide.gpo.gov/3-5/government/national/president.html>

<http://georgewbush-whitehouse.archives.gov/kids/>

<http://pbskids.org/wayback/>

<http://kids.nationalgeographic.com/kids/stories/peopleplaces/georgewashingtonicecream/>

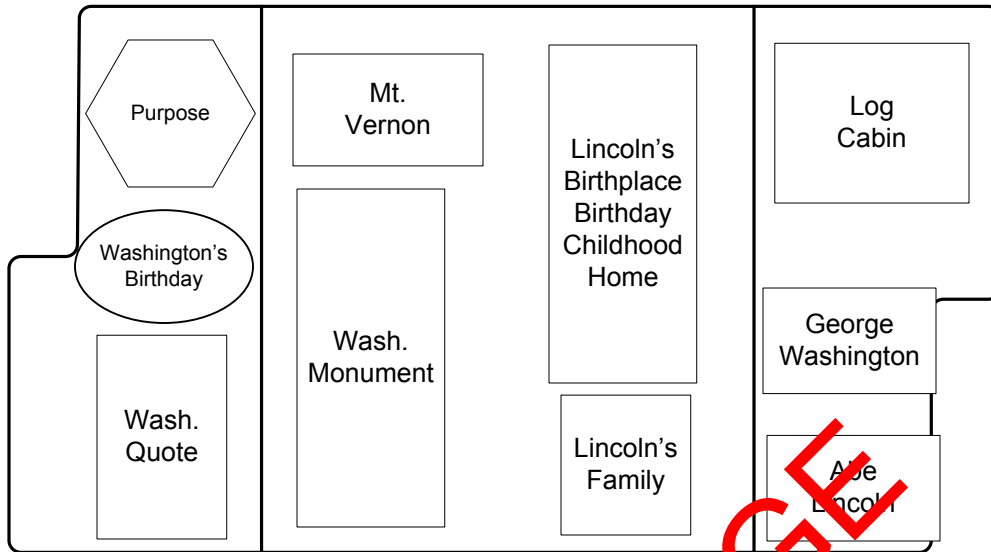
<http://www.kidskonnct.com/subjectindex/29-educational/social-studies/359-presidents.html>

<http://www.apples4theteacher.com/holidays/presidents-day/abraham-lincoln/>

http://www.usa4kids.com/presidents/Abraham_Lincoln%20.html


We have also included a reading list of books in the back.

Folder 1

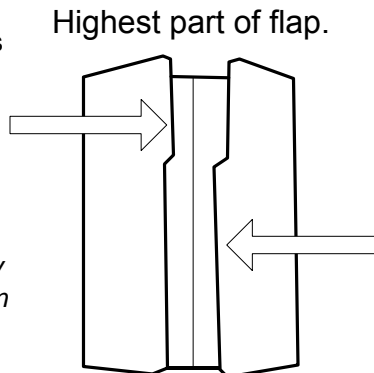


How to fold your folder

Fold folder flat
Original fold line

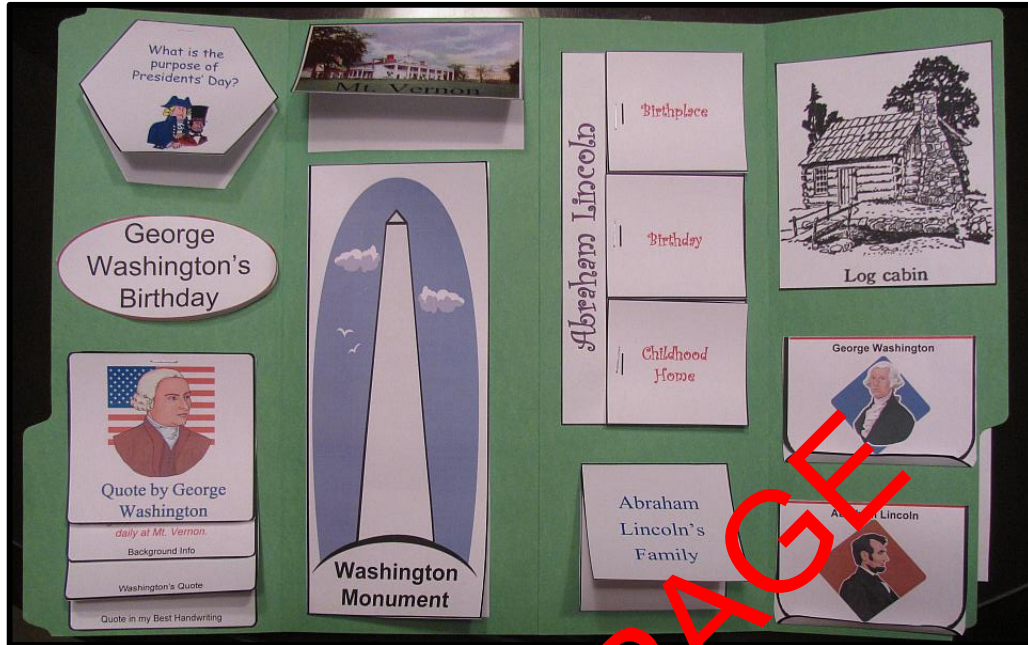


Fold the left and right sides inward toward the original line to create two flaps. Crease so that the highest part of each flap is touching the original line. It is important not to let the two flaps overlap. *You may want to take a ruler and run it down each crease to make it sharper.*

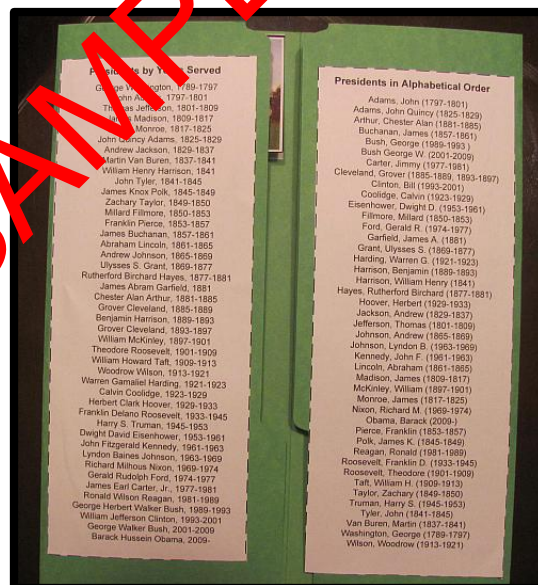


Inside Lapbook

(This lapbook is one folder only)



The front of lapbook



Cut out the two pieces. Glue one piece onto each flap of your lapbook.

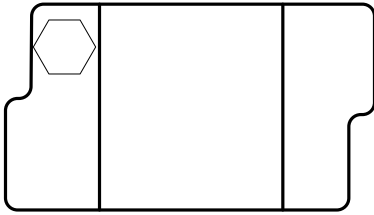
Presidents by Years Served

George Washington, 1789-1797
John Adams, 1797-1801
Thomas Jefferson, 1801-1809
James Madison, 1809-1817
James Monroe, 1817-1825
John Quincy Adams, 1825-1829
Andrew Jackson, 1829-1837
Martin Van Buren, 1837-1841
William Henry Harrison, 1841
John Tyler, 1841-1845
James Knox Polk, 1845-1849
Zachary Taylor, 1849-1850
Millard Fillmore, 1850-1853
Franklin Pierce, 1853-1857
James Buchanan, 1857-1861
Abraham Lincoln, 1861-1865
Andrew Johnson, 1865-1869
Ulysses S. Grant, 1869-1877
Rutherford Birchard Hayes, 1877-1881
James Abram Garfield, 1881
Chester Alan Arthur, 1881-1885
Grover Cleveland, 1885-1889
Benjamin Harrison, 1889-1893
Grover Cleveland, 1893-1897
William McKinley, 1897-1901
Theodore Roosevelt, 1901-1909
William Howard Taft, 1909-1913
Woodrow Wilson, 1913-1921
Warren Gamaliel Harding, 1921-1923
Calvin Coolidge, 1923-1929
Herbert Clark Hoover, 1929-1933
Franklin Delano Roosevelt, 1933-1945
Harry S. Truman, 1945-1953
Dwight David Eisenhower, 1953-1961
John Fitzgerald Kennedy, 1961-1963
Lyndon Baines Johnson, 1963-1969
Richard Milhous Nixon, 1969-1974
Gerald Rudolph Ford, 1974-1977
James Earl Carter, Jr., 1977-1981
Ronald Wilson Reagan, 1981-1989
George Herbert Walker Bush, 1989-1993
William Jefferson Clinton, 1993-2001
George Walker Bush, 2001-2009
Barack Hussein Obama, 2009-

Presidents in Alphabetical Order

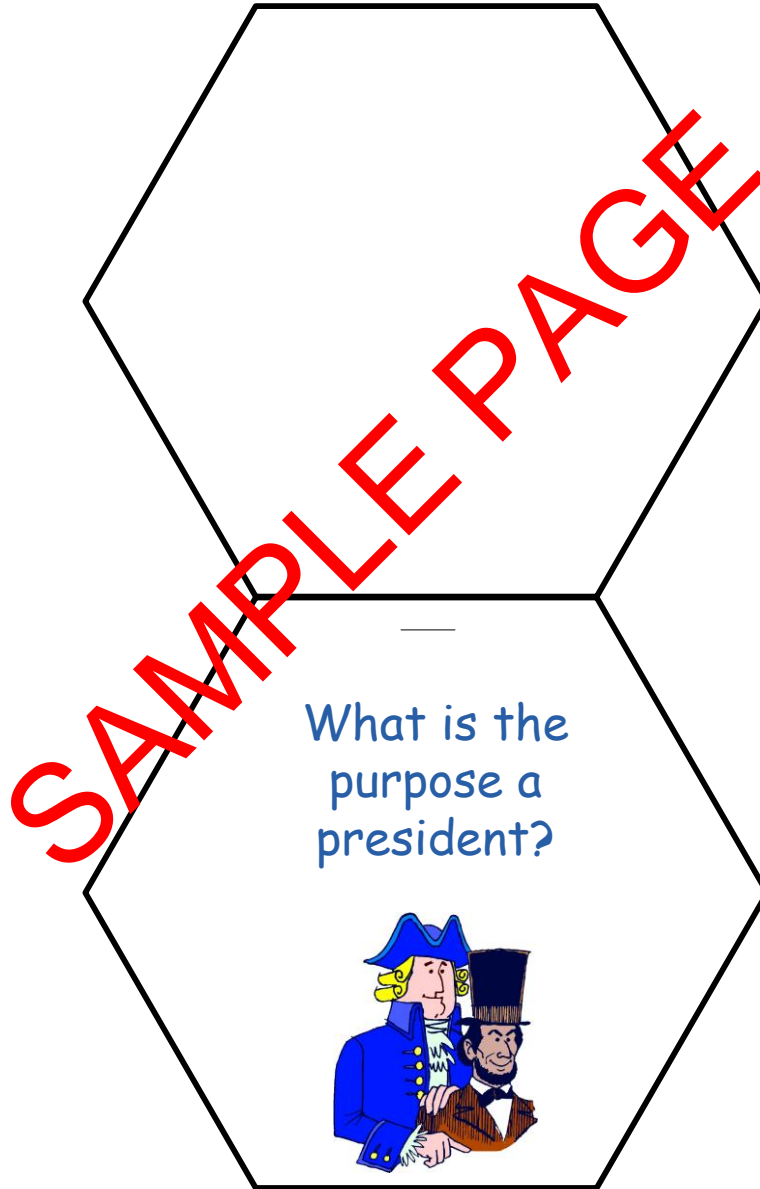
Adams, John (1797-1801)
Adams, John Quincy (1825-1829)
Arthur, Chester Alan (1881-1885)
Buchanan, James (1857-1861)
Bush, George (1989-1993)
Bush George W. (2001-2009)
Carter, Jimmy (1977-1981)
Cleveland, Grover (1885-1889, 1893-1897)
Clinton, Bill (1993-2001)
Coolidge, Calvin (1923-1929)
Eisenhower, Dwight D. (1953-1961)
Fillmore, Millard (1850-1853)
Ford, Gerald R. (1974-1977)
Garfield, James A. (1881)
Grant, Ulysses S. (1869-1877)
Harding, Warren G. (1921-1923)
Harrison, Benjamin (1889-1893)
Harrison, William Henry (1841)
Hayes, Rutherford Birchard (1877-1881)
Hoover, Herbert (1929-1933)
Jackson, Andrew (1829-1837)
Jefferson, Thomas (1801-1809)
Johnson, Andrew (1865-1869)
Johnson, Lyndon B. (1963-1969)
Kennedy, John F. (1961-1963)
Lincoln, Abraham (1861-1865)
Madison, James (1809-1817)
McKinley, William (1897-1901)
Monroe, James (1817-1825)
Nixon, Richard M. (1969-1974)
Obama, Barack (2009-)
Pierce, Franklin (1853-1857)
Polk, James K. (1845-1849)
Reagan, Ronald (1981-1989)
Roosevelt, Franklin D. (1933-1945)
Roosevelt, Theodore (1901-1909)
Taft, William H. (1909-1913)
Taylor, Zachary (1849-1850)
Truman, Harry S. (1945-1953)
Tyler, John (1841-1845)
Van Buren, Martin (1837-1841)
Washington, George (1789-1797)
Wilson, Woodrow (1913-1921)

Folder 1

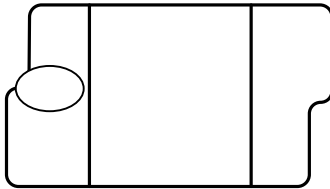


Hamburger fold booklet in half on the middle line. Glue into folder.

Directions: What is the purpose of president? Write it inside the booklet.



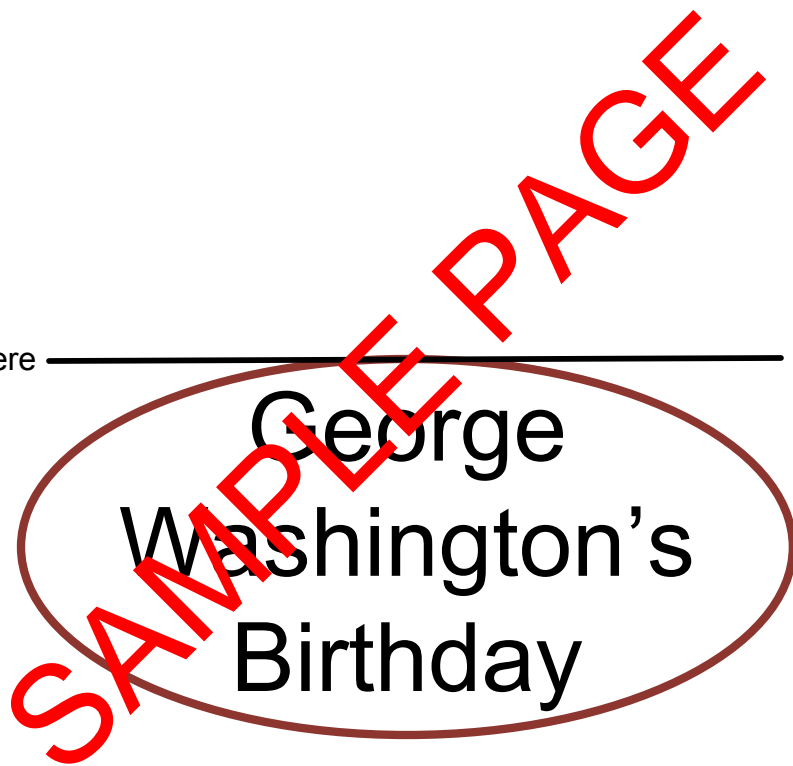
Folder 1




Fold paper on line. Cut out around shape but do not cut fold. Glue booklet into lapbook.

Directions: Write the date of George Washington's birth inside the booklet.


Fold paper here



Folder 1

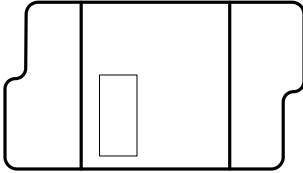


Fold paper in half on the line in middle. Cut out around picture but do not cut fold. Glue booklet into folder.
Directions: What have you learned about Mt. Vernon? Write it inside the booklet.

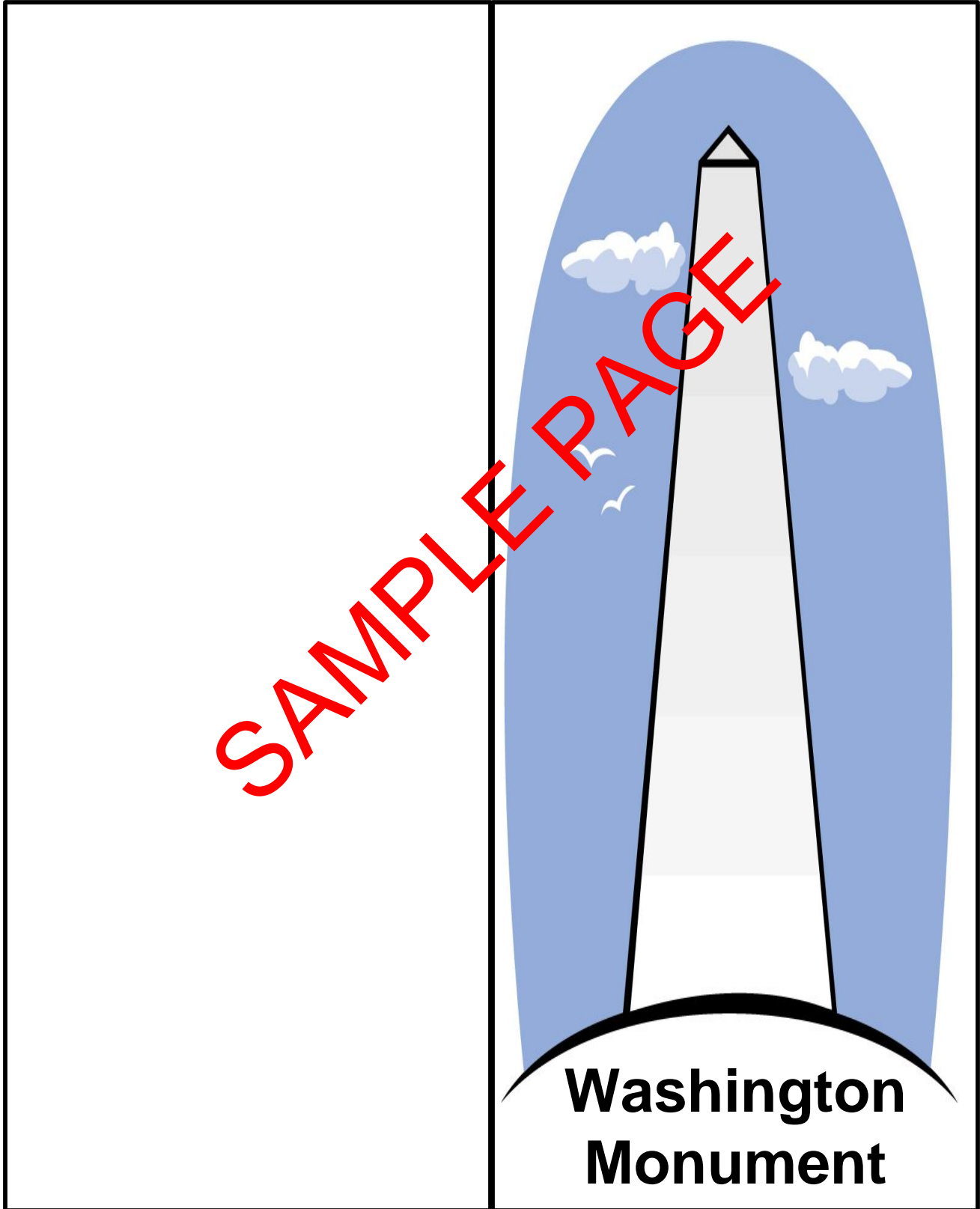


Fold here

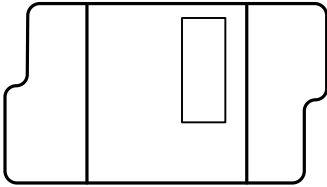
Folder 1



Cut out as one piece. Hotdog fold on the middle line. Glue into lapbook.
Directions: What have you learned about the Washington Monument?
Write it inside the booklet.



Folder 1



Cut out the booklet as one piece. Then cut out each of the three squares and staple at the top onto the booklet in the squares. Glue into folder.

Directions: Write about each topic under the flap.

<i>Abraham Lincoln</i>	—	— <i>Birthday</i>
	—	— <i>Birthplace</i>
	—	— <i>Childhood Home</i>

SAMPLE PAGE