




Grades 2-8

Thanksgiving

Notebooking Pages



A Journey Through Learning
www.ajourneythroughlearning.com

**Authors-Paula Winget and Nancy Fileccia
Copyright © 2008 A Journey Through Learning**

Pages may be copied for other members of household only. For group use, please see our website to purchase a classroom/co-op license.

**Please check our website at:
www.ajourneythroughlearning.com**

**While you are there, sign up for our email newsletter and
receive a FREE lapbook!
You'll also receive great discount codes, special offers, find out
what's new and what's to come!**

Join us on Facebook!


Clipart from www.clipart.com

What is Notebooking?


Notebooking is a new term for an old concept-journaling! Notebooking is simply taking the old boring, black and white composition notebooks and replacing it with a 3 ring binder. Then the fun begins! Notebooking pages give a child a place to become creative. Through notebooking, your child will be using and developing many important skills. After your child has read about, researched and studied a certain subject, he/she then goes to the notebooking binder to "re-tell" what has been learned. The "re-telling" part is very important. Not only does it let you know how much your child has understood and gained from the subject, it also gives your child a chance to let his/her creative side shine. He/She will use narration skills, writing skills, organizational skills and even artistic skills. Once the notebook is completed, your child will then be able to share his/her new-found knowledge with dad, grandparents or even themselves in a creative and fun way. The notebooks also becomes a great way to look back over the year to see how your child has grown in language uses, penmanship and creativity.



The Pilgrims Come to America



Sample Page



Sample Page

The Mayflower Journey

Life as a Pilgrim in Plymouth Colony

