




Grades 5 and up

TruthQuest History™

Renaissance, Reformation & Exploration

Maps, Timeline & Report Package



A Journey Through Learning
www.ajourneythroughlearning.com

Please check our website at:
www.ajourneythroughlearning.com

**While there, sign up for our email newsletters and receive a FREE lapbook!
You'll also receive great discount codes, special offers, and find out
what's new and what's to come!**

Join us on Facebook!

This timeline package was especially credited to accompany the TruthQuest History™

By: Michelle Miller

www.truthquesthistory.com

It was created with her blessing!

Authors: Nancy Fileccia and Paula Winget

Copyright © 2011

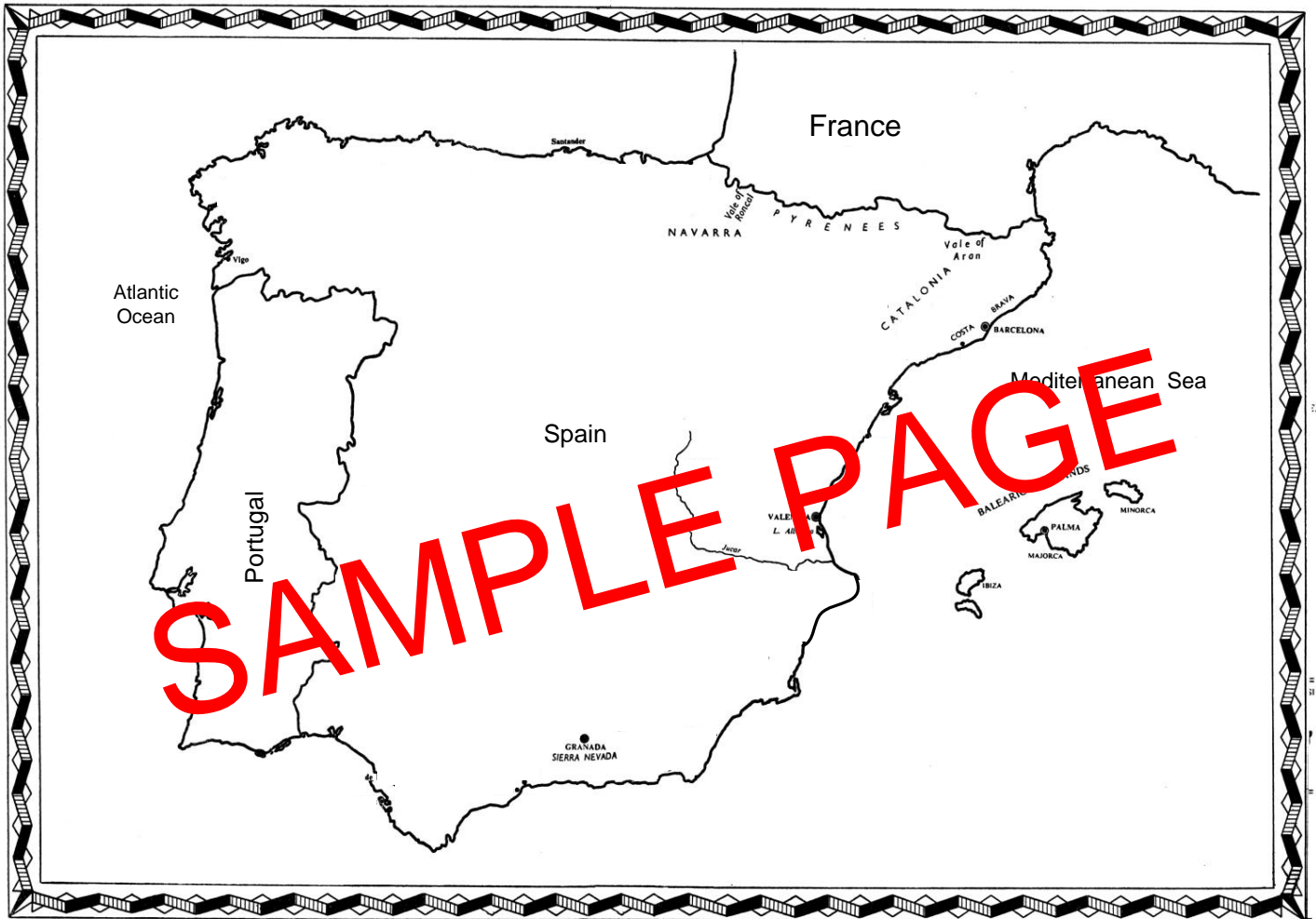
Published by A Journey Through Learning, L.L.C.

All rights reserved. No part of this book may be reproduced in any form without written permission from the publisher. Permission is granted to print for one family use only. Purchase of these notebooking pages does not entitle reproduction of any part of the pages for any entire school, district, system. Such use is strictly prohibited.

ISBN:

Printed in the United States of America

Use this map for **section 15 of the TQH guide**.. In this section, you will study the country of Spain. Create a key in the bottom section.



Key:

Use this map for **section 44**. In this section, you will study about Holland.
Create a key at the bottom.



Memory Master Cards

1. Cut out the cards. Fold in half. Laminate. Punch a hole in the top left corner. Place on a metal ring. A great tool to use in the car!

or

2. Instead of placing them on a ring, let your child use them to place in the correct timeline order.

or

3. Laminate the sheets first. Then cut out all of the pieces. Let your child match the name with the correct information.

or

Make 3 copies of each page and do ALL 3!

Table of Contents for Memory Master Cards

1265-	Dante
1304-	Petrarch
1382-	John Wycliffe
1394-	Henry the Navigator
1398-	Johann Gutenberg
1420-	Torquemada and the Spanish Inquisition
1442-	Edward IV
1450-	Diaz
1450-	John Cabot
1451-	Christopher Columbus
1452-	Richard III
1452-	Leonardo da Vinci
1452-	Savonarola
1453-	Fall of Constantinople
1454-	Americo Vesputer
1455-	War of the Roses
1457-	Henry Tudor (Henry VII)
1466-	Erasmus
1468-	Ferdinand & Isabella of Spain
1469-	Vasco da Gama
1470-	Edward V
1471-	Albrecht Dürer
1474-	Ponce de León
1475-	Michelangelo
1475-	Vasco Nuñez de Balboa
1475-	Pope Leo X
1477-	Giorgione
1483-	Martin Luther
1483-	Raphael
1489-	Correggio
1486-	Andrea del Sarto
1492-	Battle of Granada
1494-	Francis of France
1500-	Cellini

SAMPLE PAGE

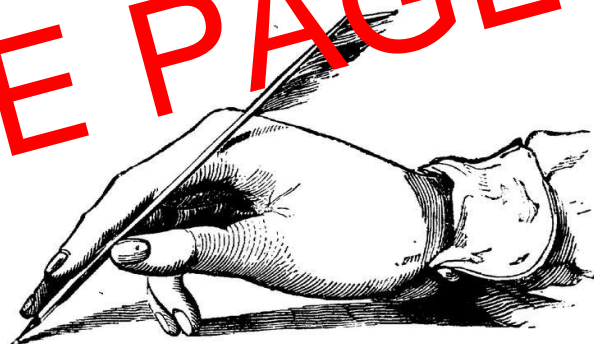
His full name was Durante degli Alighieri. He was born in 1265 and died in 1321. He was an Italian poet. His greatest literary work was called Divine Comedy.

Dante




He was born in 1304 and died in 1374. He was an Italian scholar, poet and one of the earliest humanists. In 1341, he was crowned as poet laureate in Rome. Many of his poems are written to a "Laura" that he met in 1327.

Petrarch



He was born in 1324 in Yorkshire, England. In 1376, he wrote a letter calling for the reformation of the church. It was called the "Civil Dominion." In 1382, he translated the Bible into a language that everyone could read.

John Wycliff



He was born in 1394 and died in 1460. He is credited with starting the Great Age of Discovery that lasted from the 1400's to the early 1500's.



Henry
the
Navigator

He was born in 1398 and died in 1468. He was a German printer and publisher. He is credited with inventing mechanical movable type. In 1450, he printed a 42-line Bible named the Gutenberg Bible.



Johannes
Gutenberg

He was born in 1420. He was an Inquisitor General to Spain and a friar.

Tomás
de Torquemada

Timeline & Figures

SAMPLE PAGE
















Make as many copies of the timeline as you will need.

Cut out the figures and store in a zip-lock bag.

Glue the figures onto the timeline.

Timeline Markers

Cut out the markers. Store in a zip-lock bag.
Glue onto the timeline as you study.

<p>Dante was an Italian poet born in 1265.</p> 	<p>Petrarch was born in 1304. Crown poet laureate in 1341.</p> 	<p>John Wycliff translated the Bible in 1382.</p> 	<p>Henry the Navigator was born in 1394. He started the Age of Discovery in the 1400s.</p> 	<p>Tomás de Torquemada was born in 1420.</p>
<p>John Cabot was born in 1450. He discovered parts of North America in 1497.</p> 	<p>Johannes Gutenberg printed the Gutenberg Bible in 1450.</p> 	<p>Columbus was born in 1451. He discovered the New World in 1492.</p> 	<p>Richard III was born in 1452. He reigned as the King of England from 1483-1485.</p> 	<p>Leonardo da Vinci was born in 1452. He was an Italian Renaissance painter and inventor.</p> 
<p>Savonarola was born in 1452. He was an Italian reformer. He was executed in 1498.</p> 	<p>Fall of Constantinople occurred in 1453.</p> 	<p>Vesputci was born in 1454. America is named for him.</p> 	<p>Wars of the Roses occurred between 1455 and 1485.</p> 	<p>Henry VII was born in 1457. He was the King of England from 1485 until his death in 1509.</p> 
<p>Edward IV reigned as the King of England from 1461 until 1471.</p> 	<p>Erasmus was born in 1466. He was a Catholic priest and a theologian.</p> 	<p>Ferdinand and Isabella were the King and Queen of Spain in 1468.</p> 	<p>Vasco da Gama was born in 1469. He sailed from Europe to India in 1497.</p> 	<p>Edward V was born in 1470 and died in 1483. He was the only King of England never to be crowned.</p> 
<p>Albrecht Dürer was born in 1471. He was a mathematician and painter.</p> 	<p>Michelangelo was born in 1475. He was a painter and sculptor.</p> 	<p>Giorgione was born in 1477. He was a Venetian painter of the High Renaissance.</p> 	<p>Raphael was born in 1483. He was an Italian painter.</p> 	<p>Andrea del Sarto was born in 1486. He was an Italian painter.</p> 

Coloring Images of Timeline Figures

Great to use for reports and poster displays

SAMPLE PAGE

Renaissance Men



SAMPLE PAGE



Spanish Explorers



Report Worksheets

Make as many copies as you need

SAMPLE PAGE

Pretend you are an explorer. Draw a map of where you have been. Write the key to your map in the bottom left square. Draw and label a compass in the right square.



SAMPLE PAGE

Key

Compass

Biography Book Report

Title: _____

Author: _____

This book was about: _____

Who was born on: _____

And died on: _____

This book was set during the time period of: _____

From reading this book, I learned: _____

SAMPLE PAGE

This person was famous or remembered for: _____



Here is my stamp that I credited in honor of:

Educational Charts

Make as many copies as you need

SAMPLE PAGE

Write a Cinquain

Line 1
One word title


Line 2
2 describing words
about Line 1

Line 3
3 action words
about Line 1

Line 4
4 words describing
a feeling about
Line 1

Line 5
1 word (a
synonym) about
Line 1

SAMPLE PAGE



Write your own newspaper

Name of Newspaper	
Date:	First Edition
Top Story: Photo	News From The King
Current News	
Battle Report	For Sale:

SAMPLE PAGE

Lesson Planning Charts

SAMPLE PAGE

Make as many copies as you need

Unit Name:

Information Sheet/ Reading

Vocabulary/Writing/
Outline

Geography/Science

Art/ Crafts

Monday

Tuesday

Wednesday

Thursday

Friday

SAMPLE PAGE

