




Grades 5 and up

TruthQuest History™

Middle Ages

Maps, Timeline & Report Package



A Journey Through Learning
www.ajourneythroughlearning.com

Please check our website at:
www.ajourneythroughlearning.com

**While there, sign up for our email newsletters and receive a FREE lapbook!
You'll also receive great discount codes, special offers, and find out
what's new and what's to come!**

Join us on Facebook!

This timeline package was especially created to accompany the TruthQuest History™
By: Michelle Miller

www.truthquesthistory.com

It was created with her blessing!

Authors: Nancy Fileccia and Paula Winget
Copyright © 2011
Published by A Journey Through Learning, L.L.C.

All rights reserved. No part of this book may be reproduced in any form without written permission from the publisher. Permission is granted to print for one family use only. Purchase of these notebooking pages does not entitle reproduction of any part of the pages for any entire school, district, or system. Such use is strictly prohibited.

Printed in the United States of America

List of Maps

Movement of the Barbarian Invaders

Path of the Franks

Spain

Path of the Moors

England


Mongol Invaders

Marco Polo

Scotland

Sample Page

Use this map for **Section 2**. In this section, you will learn about invasion of the Barbarians. Shade in the areas as you study them. Then color the box to match.



Movement of the Barbarian invaders

Celts—

Teutons—

Britons—

Picts—

Scots—

Franks—

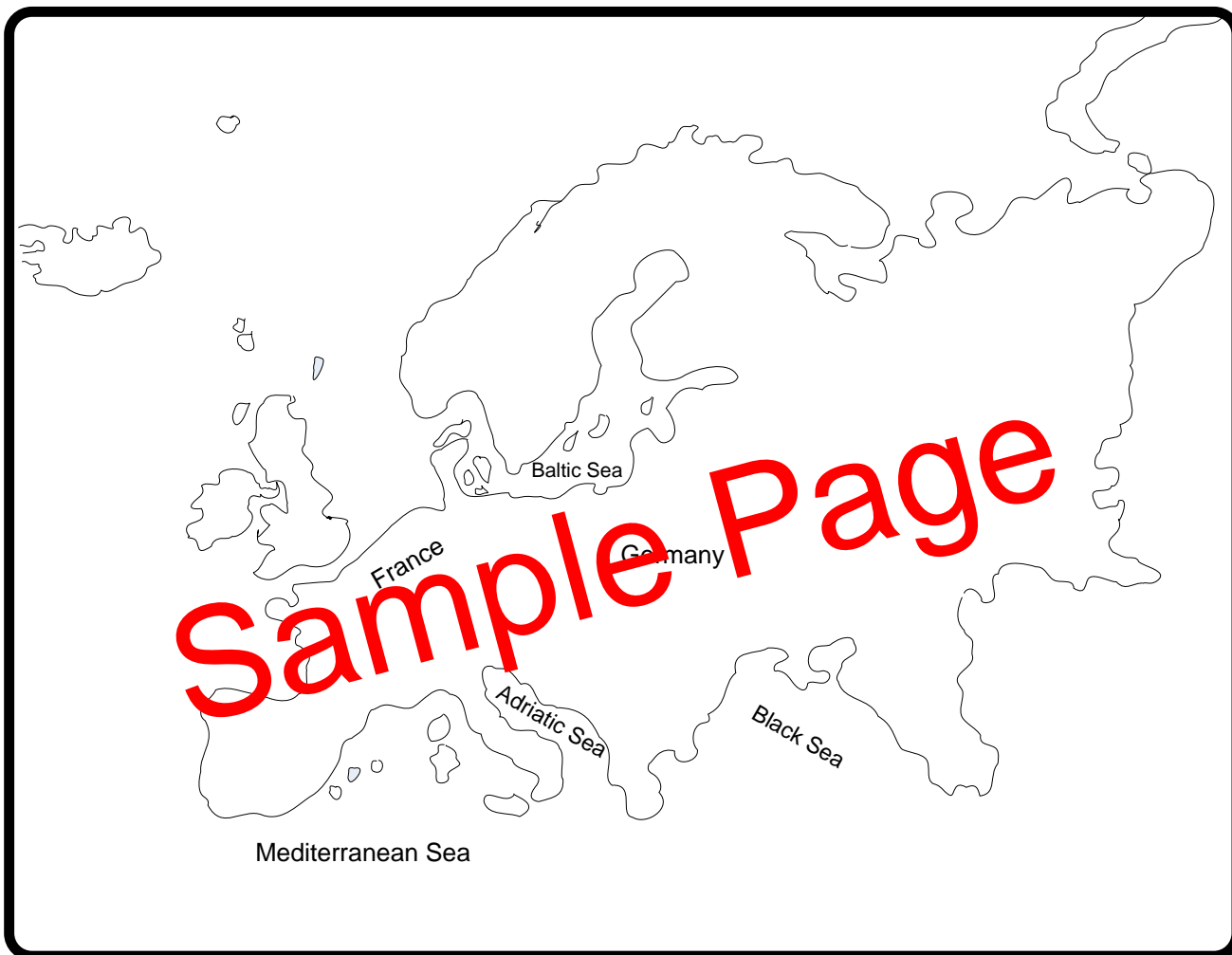
Vikings—

Saxons—

Huns—

Use this map for **Section 6**. In this section, you will follow the path of the Franks. Create a key in the bottom section.

Track the Path of the Franks



Key:

Memory Master Cards

1. Cut out the cards. Fold in half. Laminate. Punch a hole in the top left corner. Place on a metal ring. A great tool to use in the car!

or

2. Instead of placing them on a ring, let your child use them to place in the correct timeline order.

or

3. Laminate the sheets first. Then cut out all of the pieces. Let your child match the name with the correct information.

or

Make 3 copies of each page and do ALL 3!

Sample Page

Table of Contents for Memory Master Cards

434-	Attila the Hun rules
455-	The Vandals sack Rome
481-	Clovis becomes King of the Franks
527-	Justinian becomes Emperor of Rome
590-	Gregory the Great becomes Pope
686-	Charles Martel is born
714-	Pepin the Short is born
742-	Charlemagne is born
871-	Alfred the Great becomes King of Wessex
1002-	Leif Ericson begins exploring
1042-	Edward the Confessor king of England
1066-	Battle of Hastings
1066-	William the Conqueror defeats King Harold
1095-	Crusades begin
1137-	Eleanor of Aquitaine Queen of France
1154-	Henry II King of England
1189-	Richard the Lionhearted King of England
1199-	Prince John King of England
1206-	Genghis Khan and the Mongol Invaders
1214-	Roger Bacon is born
1215-	Magna Charta
1225-	Thomas Aquinas is born
1270-	Louis IX King of France
1271-	Marco Polo begins travels
1260-	Kublai Khan leader of Mongol Empire
1306-	Robert Bruce victory at Bannockburn
1337-	The Hundred Years' War
1377-	Richard II King of England
1382-	John Wycliffe translates the Bible
1413-	Henry V King of England
1431-	Joan of Arc burned at the stake

Sample Page

He was born in 406 B.C. He was the most powerful king of the Huns. In 434, he began his reign over the Europe's largest empire. He is known for the invasion of the Balkans and taking control of Constantinople. He died in 453.

Attila the Hun Rules



The Vandals were a group from East Germany. In 455, they sacked Rome. This was the second of three attacks against the Romans.

The Vandals Sack Rome



Clovis was from a tribe known as the Franks. He became the first king of the Franks in 481. He was only sixteen. He was intelligent and brave. He is credited with bringing all of the Frankish tribes under one rule.

Clovis Becomes King of the Franks



Timeline & Figures

**Make as many copies of the timeline as you will need.
Cut out the figures and store in a zip-lock bag.
Glue the figures onto the timeline.**

Sample Page

Timeline Markers

Cut out the markers. Store in a zip-lock bag.
Glue onto the timeline as you study.

<p>Attila the Hun rules the Huns 434.</p> 	<p>The Vandals sack Rome in 455.</p> 	<p>Clovis becomes King of the Franks in 481.</p> 	<p>Justinian becomes Emperor of Rome in 527.</p> 	<p>Gregory the Great becomes Pope in 590.</p> 
<p>Charles Martel is born 686.</p> 	<p>Pepin the Short is born 714.</p> 	<p>Charlemagne is born 742.</p> 	<p>Alfred the Great is King of England 871.</p> 	<p>Leif Ericson leads Viking expeditions 1002.</p> 
<p>Edward the Confessor becomes King of England 1042.</p> 	<p>Battle of Hasting occurs in 1066.</p> 	<p>William the Conqueror becomes the first Norman King of England in 1066.</p> 	<p>The Crusades began in 1095 and lasted for over 200 years.</p> 	<p>Eleanor of Aquitaine becomes the Queen of France 1137.</p> 
<p>Henry II becomes King of England in 1189.</p> 	<p>Richard the Lionhearted becomes King of England 1189.</p> 	<p>Prince John becomes King of England 1199.</p> 	<p>Genghis Khan founds the Mongol Empire 1206.</p> 	<p>Roger Bacon was born 1214.</p> 
<p>Magna Charta was issued in 1215.</p> 	<p>Thomas Aquinas was born 1225.</p> 	<p>Louis IX becomes King of France 1229.</p> 	<p>Marco Polo begins his travels 1271.</p> 	<p>Kublai Khan becomes the 5th Khan of Mongol 1260.</p> 

Coloring Images of Timeline Figures

Great to use for reports and poster displays

Sample Page

Knight



Sample Page

Report Worksheets

Make as many copies as you need

Sample Page

Biography Book Report

Title: _____

Author: _____

This book was about: _____

Who was born on: _____

And died on: _____

This book was set during the time period of: _____

From reading this book, I learned: _____

This person was famous or remembered for: _____



Here is my stamp that I created in honor of:

Educational Charts

Make as many copies as you need

Sample Page

Field Trip Form

Date of Field Trip: _____

Location of Field Trip: _____

Three things that I learned on this trip:

1. _____

2. _____

3. _____

Sample Page

Write a short paragraph about field trip: _____

Lesson Planning Charts

Make as many copies as you need

Sample Page

Unit Name:

Information Sheet/ Reading

Vocabulary/Writing/
Outline

Geography/Science

Art/ Crafts

Monday

Tuesday

Wednesday

Thursday

Friday

Sample Page

Planning Sheet

Week: _____

--	--	--

Sample Page