




Grades 2-8

States, Capitals, and Abbreviations

Lapbook



A Journey Through Learning
www.ajourneythroughlearning.com

Authors: Paula Winget and Nancy Fletchier
Copyright 2017
Can be copied for members of your newsletter only.

Please visit our website at:
www.ajourneythroughlearning.com


**While there, sign up for our email newsletter and receive a FREE lapbook!
You'll also receive great discount codes, special offers, and find out
what's new and what's to come!**

Join us on:
Facebook
Twitter
Instagram

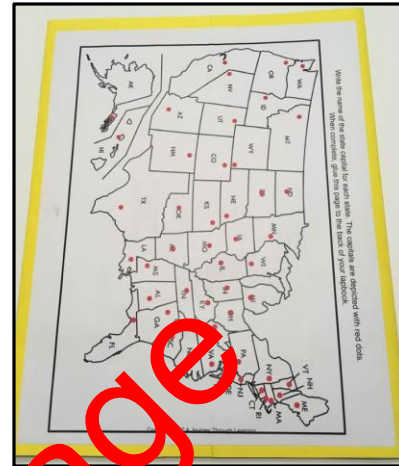
Clipart- www.clipart.com

Photos of Lapbook



Front Cover



Back Cover

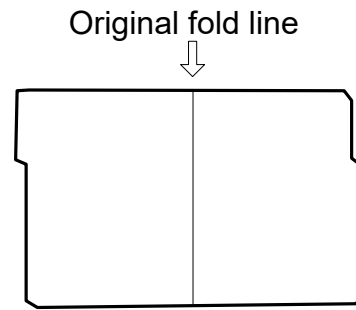


Inside Lapbook



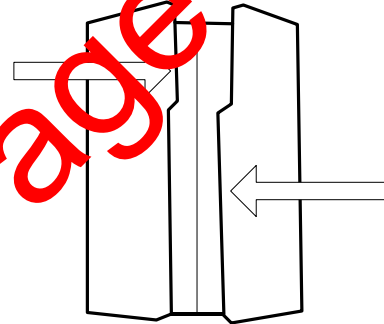
Folding a Lapbook Base

Gather the number of folders required for the project. Fold them flat as seen here.



For each folder, fold the left and right sides inward toward the original line to create two flaps. Crease so that the highest part of each flap is touching the original line. It is important not to let the two flaps overlap. *You may want to take a ruler and run it down each crease to make it sharper.*

Highest part of flap.



Glue your folders together by putting glue (or you may staple) on the inside of the flaps. Then press the newly glued flaps together with your hands until they get a good strong hold to each other. Follow this step to add as many folders as you need for your project. Most of our lapbooks have either 2 or 3 folders.

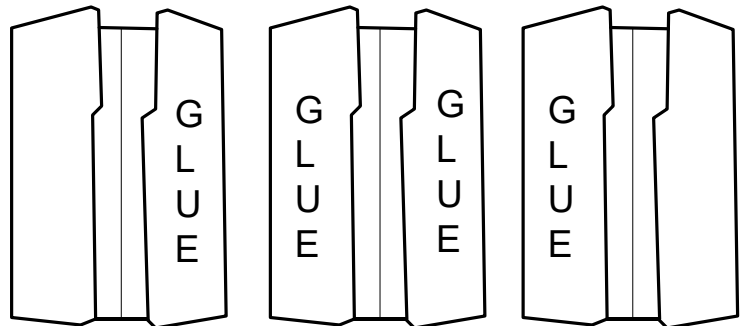



Photo of a completed lapbook base




Booklet Placement Key and Usage Instructions

Folder 1-First half of state booklets

Use this **Booklet Placement Key** to know where to glue booklets inside folders.

State booklets open from the top. Your student will glue a **Capital City** piece and a **State Abbreviation** piece inside each **State Booklet**. See following photo.



Alabama	Colorado	Hawaii	Kansas	Massachusetts
Alaska	Connecticut	Idaho	Kentucky	Michigan
Arizona	Delaware	Illinois	Louisiana	Minnesota
Arkansas	Florida	Indiana	Maine	Mississippi
California	Georgia	Iowa	Maryland	Missouri

Folder 2

The **outside booklets** in **Folder 2** can be **laminated** so that your student can do this activity over and over. Covering the answer area with **Packing Tape** will also work.


<p>Alabama-Missouri</p> <p>Laminate</p> <p>Write the correct capital for the state given.</p>	<p>States and Capitals Word Search</p> <p>There is a word search for two different levels. Use the one that fits your student's level.</p> <p>The higher level has all 50 states in one word search puzzle.</p> <p>The lower level has 2 word search puzzles with 25 states on each. If choosing this one, you will need to staple the 2 pages together before gluing into the lapbook.</p>	<p>Montana-Wyoming</p> <p>Laminate</p> <p>Write the correct capital for the state given.</p>
---	--	--

Folder 3-Last half of state booklets

Once **State Booklets (Folders 1 and 3)** are finished, use them like flashcards to check knowledge of states and capitals while traveling, sitting at the doctor's office, etc.

Montana	New Mexico	Oklahoma	South Dakota	Virginia
Nebraska	New York	Oregon	Tennessee	Washington
Nevada	North Carolina	Pennsylvania	Texas	West Virginia
New Hampshire	North Dakota	Rhode Island	Utah	Wisconsin
New Jersey	Ohio	South Carolina	Vermont	Wyoming

States & Capitals Lapbook



Name _____

Glue this page to front of closed lapbook

Maine

Maryland

Massachusetts

Michigan

Minnesota

Mississippi

Missouri

Montana

Nebraska

Sample Page


Montgomery	Juneau	Phoenix
Little Rock	Sacramento	Denver
Hartford	Dover	Tallahassee
Atlanta	Honolulu	Boise
Springfield	Indianapolis	Des Moines
Topeka	Frankfort	Baton Rouge
Augusta	Annapolis	Boston
Lansing	St. Paul	Jackson
Jefferson City	Helena	Lincoln

Sample Page

AL	AK	AZ
AR	CA	CO
CT	DE	FL
GA	HI	ID
MO	IL	IA
KS	KY	LA
ME	MD	MA
MI	MN	MS
MO	MT	NE

Sample Page

Find the capital for the **first 50 states** in ABC order and circle it.



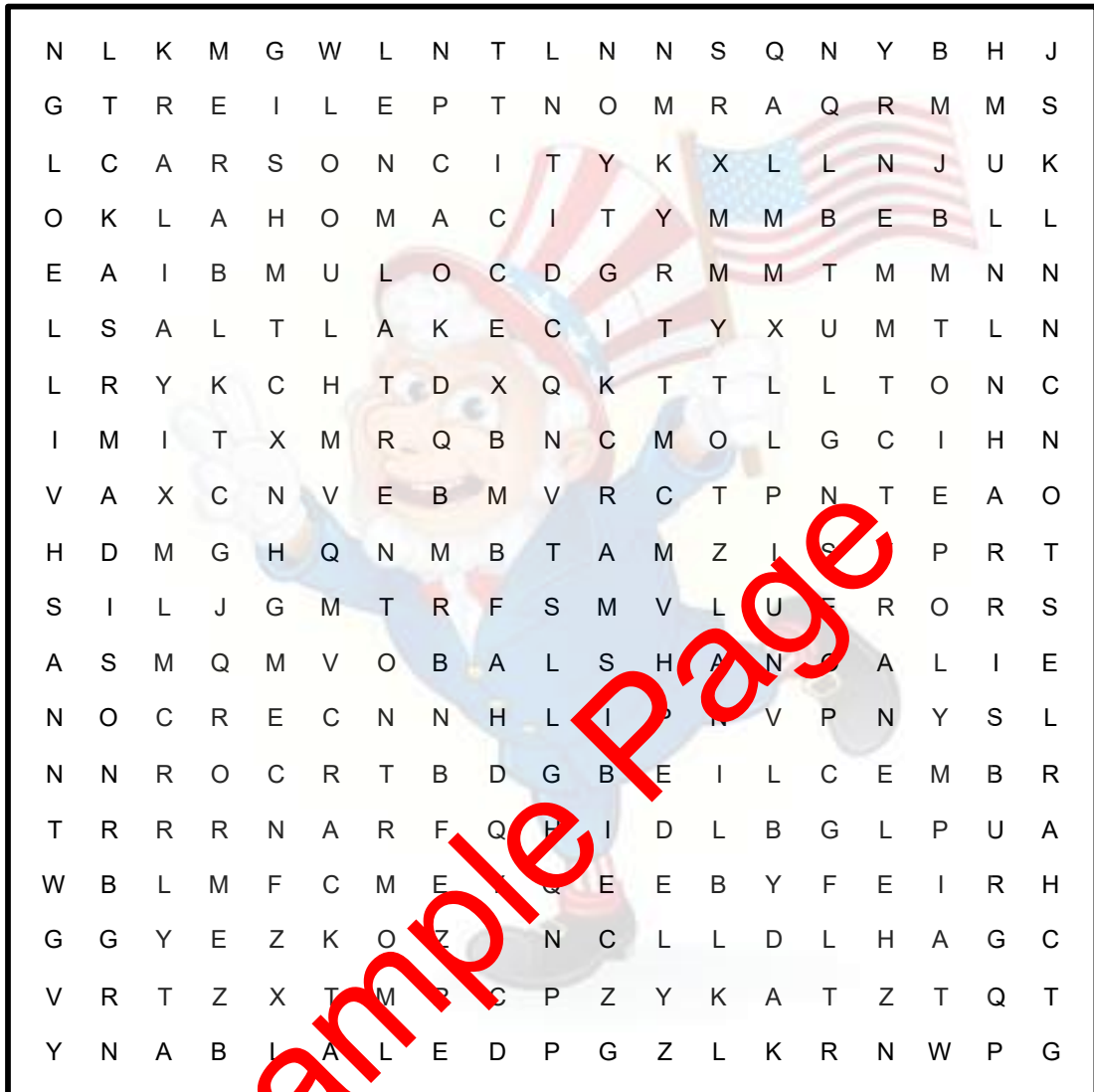
Alabama	Colorado	Hawaii	Kansas	Massachusetts
Alaska	Connecticut	Idaho	Kentucky	Michigan
Arizona	Delaware	Illinois	Louisiana	Minnesota
Arkansas	Florida	Indiana	Maine	Mississippi
California	Georgia	Iowa	Maryland	Missouri

Solution for first 50 states

The grid contains the following words:

- ALABAMA
- ALASKA
- ARIZONA
- ARKANSAS
- CALIFORNIA
- CONNECTICUT
- DELAWARE
- FLORIDA
- GEORGIA
- HAWAII
- ILLINOIS
- INDIANA
- IOWA
- KANSAS
- KENTUCKY
- LOUISIANA
- MAINE
- MARYLAND
- MASSACHUSETTS
- MISSISSIPPI
- MISSOURI
- MONTANA
- NEBRASKA
- NEVADA
- NEW HAMPSHIRE
- NEW JERSEY
- NEW MEXICO
- NEW YORK
- NORTH CAROLINA
- NORTH DAKOTA
- NORTH MONTANA
- NORTH VIRGINIA
- NORTH CAROLINA
- OHIO
- OKLAHOMA
- OREGON
- PENNSYLVANIA
- RHODE ISLAND
- SOUTH CAROLINA
- SOUTH DAKOTA
- TENNESSEE
- TEXAS
- UTAH
- VIRGINIA
- WASHINGTON
- WEST VIRGINIA
- WISCONSIN
- WYOMING

Find the capital for the **last 50 states** in ABC order and circle it.



<p>Montana Nebraska Nevada New Hampshire New Jersey</p>	<p>New Mexico New York North Carolina North Dakota Ohio</p>	<p>Oklahoma Oregon Pennsylvania Rhode Island South Carolina</p>	<p>South Dakota Tennessee Texas Utah Vermont</p>	<p>Virginia Washington West Virginia Wisconsin Wyoming</p>
--	--	--	---	---

Solution for last 50 states

The grid contains the following words highlighted in blue:

- REILEPTNOM (Row 2, Col 2 to 12)
- CARSONCITY (Row 3, Col 2 to 13)
- OKLAHOMACITY (Row 4, Col 2 to 14)
- AIBMULO (Row 5, Col 2 to 10)
- SALTLAKECITY (Row 6, Col 2 to 14)
- RYKCHTDXQK (Row 7, Col 2 to 11)
- MITXMRQBNCMOLGCIHN (Row 8, Col 2 to 20)
- AXCNVEBMRCTPNTAEON (Row 9, Col 2 to 20)
- DMGHQNMRTAMZISYPRT (Row 10, Col 2 to 20)
- SILJGMTRTSMVLUERORS (Row 11, Col 2 to 20)
- ASMQMVOBALSHPANOAALIEL (Row 12, Col 2 to 20)
- NOCRECNHLPNVPNYSSL (Row 13, Col 2 to 20)
- NNROCFBDBEILCEMBR (Row 14, Col 2 to 20)
- TRRRNWRFRQHIDLBLGPLUA (Row 15, Col 2 to 20)
- WBLMFCMEYQEYFELIRH (Row 16, Col 2 to 20)
- GGYEZKOZINCLLDLHAGC (Row 17, Col 2 to 20)
- VRTZXTRMRCZYKATZTQT (Row 18, Col 2 to 20)
- YNABLALEDPGZLKR (Row 19, Col 2 to 18)
- SQNYBHJ (Row 1, Col 19 to 24)
- RAQRMM (Row 2, Col 19 to 24)
- KXL LN JUK (Row 3, Col 19 to 24)
- MMBBL (Row 4, Col 19 to 24)
- DMMTMM (Row 5, Col 19 to 24)
- UMTLN (Row 6, Col 19 to 24)
- TLTON (Row 7, Col 19 to 24)
- ONC (Row 8, Col 19 to 24)
- ONC (Row 9, Col 19 to 24)
- ONC (Row 10, Col 19 to 24)
- ONC (Row 11, Col 19 to 24)
- ONC (Row 12, Col 19 to 24)
- ONC (Row 13, Col 19 to 24)
- ONC (Row 14, Col 19 to 24)
- ONC (Row 15, Col 19 to 24)
- ONC (Row 16, Col 19 to 24)
- ONC (Row 17, Col 19 to 24)
- ONC (Row 18, Col 19 to 24)
- ONC (Row 19, Col 19 to 24)

Alabama	
Alaska	
Arizona	
Arkansas	
California	
Colorado	
Connecticut	
Delaware	
Florida	
Georgia	
Hawaii	
Idaho	
Illinois	
Indiana	
Iowa	
Kansas	
Kentucky	
Louisiana	
Maine	
Maryland	
Massachusetts	
Michigan	
Minnesota	
Mississippi	
Missouri	

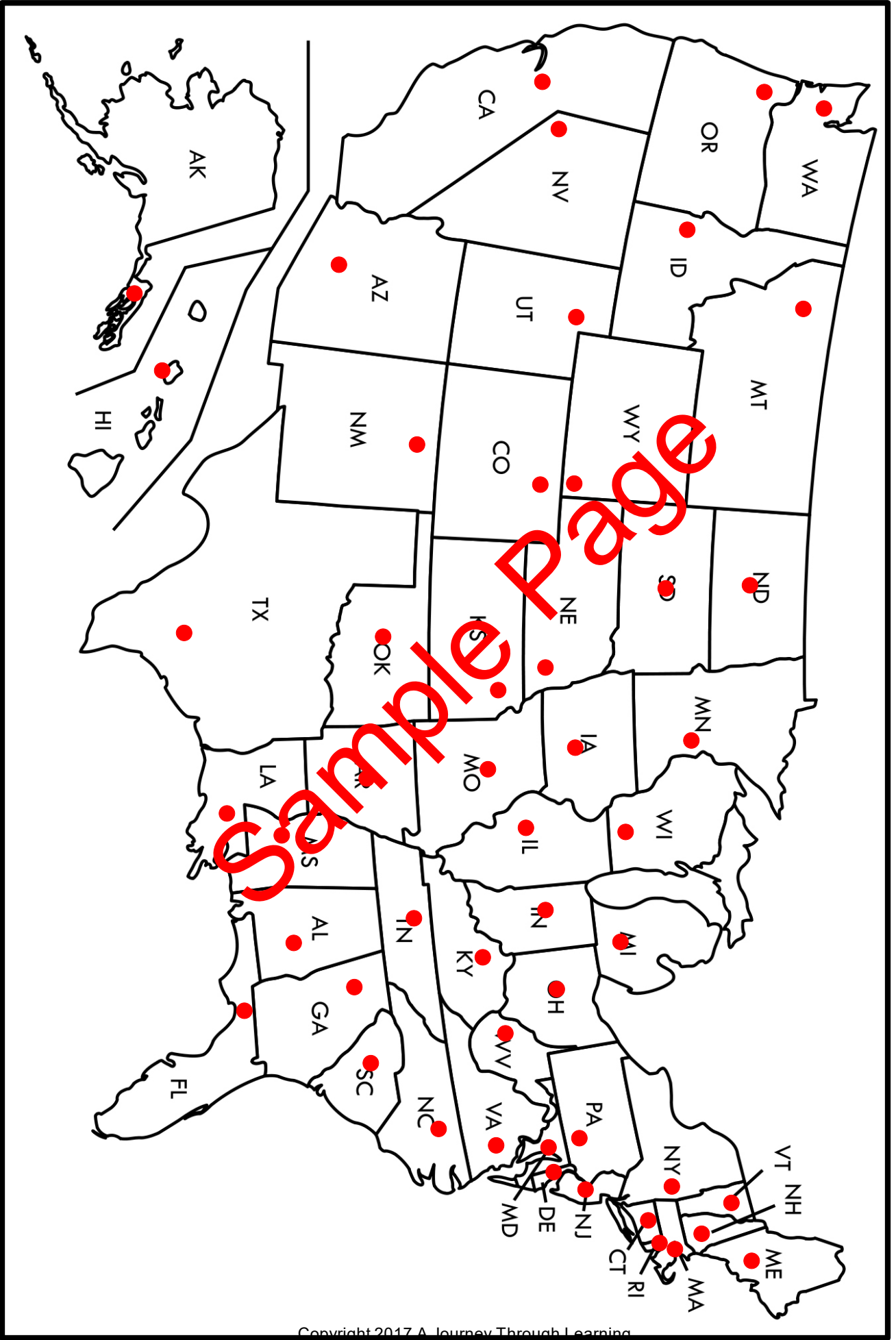
Alabama-Missouri

Cut out booklet. Glue into lapbook. Write the correct capital for the state given.

Helpful Tip**Before doing activity, cover answer area with clear packing tape. Have student use a dry erase marker to write answers. Then erase when done. This way your student can do the activity over and over.

Sample Page

Write the name of the state capital for each state. The capitals are depicted with red dots.
When complete, glue this page to the back of your lapbook.



American History

American Revolution
An Overview of the 17th Century
An Overview of the 18th Century
An Overview of the 19th Century
An Overview of the 20th Century
Christopher Columbus
Civil War
Colonial America
Early Explorers
George Washington
George Washington's
Rules of Civility and Decent Behavior
Going West
If You Lived...Martin Luther King, Jr.
Louisiana Purchase
Pioneer Days
Titanic
Wars of America (1600-1899)
Wars of America (1900-now)
Welcome to Ellis Island

Ancient History Lapbooks

Ancient Greece
Ancient Olympics
Ancient Rome
Aztecs
Knights and Castles
Mesoamerica
Middle Ages
Renaissance
Vikings

Bible Lapbooks

ABC Bible Pocket Games
Arrival of a King
Death and Resurrection of a King
New Testament
Old Testament
Parables of a King

Early Learning Lapbooks

All About Me
ABC Pocket Games
ABC Bible Pocket Games
Community Workers
Daily Helpers Grade K
Learning About Farm Animals
Learning About Zoo Animals
Learning Basic Skills
Letters, Numbers, and Shapes
Me and My Body
My Community and It's Workers
Kindergarten Basic Skills

**New titles added
constantly!**

Geography Lapbooks

Africa
Antarctica
Asia
Australia
Canada
Exploring Canada
Exploring Europe
Exploring France
Exploring Russia
Europe
My Favorite Country
My State
North America
Oceans of the World
South America
All Individual States

Government Lapbooks

America's Presidents
Inauguration Day
Freedom Isn't Free
Presidential Pocket Games
Gov. & the Election grades 2-5
Gov. & the Election grades 6-8
Washington D.C.

Grade 1-4 Lapbooks

Absolute Monarchs
Amphibians
Birds
Classifications
Colonial America
Cowboys
Earth Day
Exploring Africa
Exploring American Indians
Exploring Ancient Egypt
Exploring Ancient Greece
Exploring Ancient Rome
Exploring China
Exploring Explorers
Exploring Mesopotamia
Exploring Middle Ages
Exploring Science
Exploring South America
Exploring Space
Fish
Going West
Heading West
My Community and
It's Workers
Mammals
Pirates
Plants
Reptiles
The Earth

Science Lapbooks

Apologia/Jeannie Fulbright
Amphibians
Astronomy and Space
Desert
Dinosaurs
Earth Day
Electricity
Exploring Physics
Genetics
Great Inventors
Horses
Hurricanes
Inside my Body
Kingdom Animalia
My Favorite Animal
My Favorite Insect
Ocean Animals
Oceans of the World
Pollution
Researching Birds
Researching Mammals
Researching Sea Animals
Reptiles
The Rainforest
Tornadoes
Turtles
Volcanoes
Women Inventors

Math Lapbooks

Addition Pocket Games
Subtraction Pocket Games
Multiplication Pocket Games
Division Pocket Games
Daily Helpers (all primary grades)
Measurement

Social Studies Lapbooks

America's Greatest Documents
America's Historical Landmark
American Indians
Earth Day
Pollution

Curriculum Lapbooks for:
Apologia/Jeannie Fulbright Science
TruthQuest History
Geography Matters
Diana Waring History Revealed
Maestro Classics
Prairie Primer
Classical Conversations Supplements
A History of Us
Jay Wile Science in the Beginning