



All Grades

Notebooking Across the USA!



A Journey Through Learning
www.ajourneythroughlearning.com

How to use this book!

In this fun book, you will find a page for each of the 50 states of our great country. On each page is a picture of the state, lines to write about that state, a place to write its capital city, and a place to write the date of statehood. A blank U.S. map has also been provided. As you fill out the information for each state, find it on the blank map and color it in! When finished, you will have made your way across the entire United States!

**Authors-Paula Winget and Nancy Fileccia
Copyright © 2009 A Journey Through Learning**

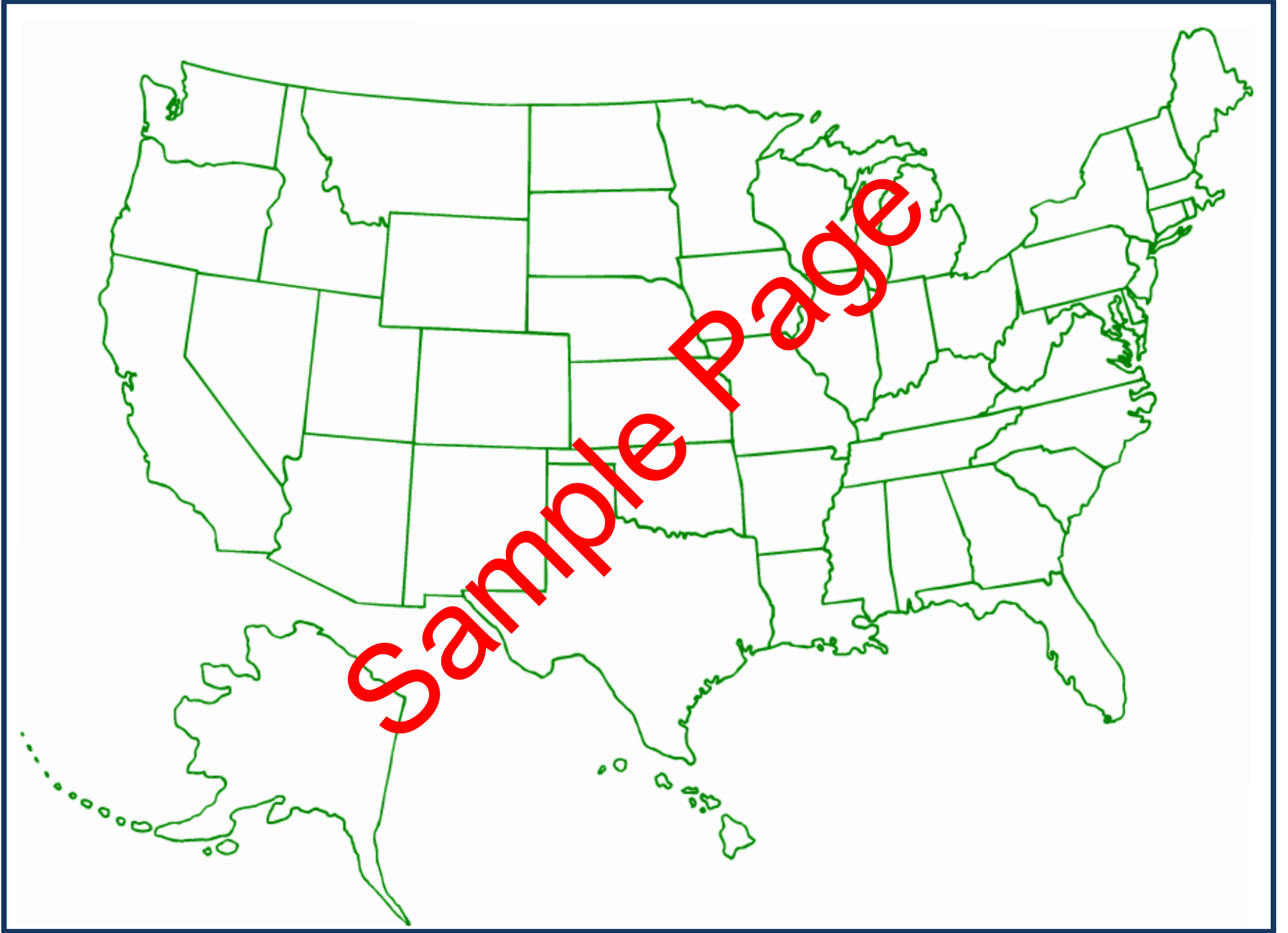
Pages may be copied for other members of household only. For group use, please see our website to purchase a classroom/co-op license.

**Please check our website at:
www.ajourneythroughlearning.com**

**While you are there, sign up for our email newsletter and receive a FREE lapbook!
You'll also receive great discount codes, special offers, find out what's new and what's to come!**

Join us on Facebook!

Clipart from www.clipart.com




Alabama

Notes:

Capital: _____

Date of Statehood: _____

Sample Page



Alaska

Notes:

Sample Page



Capital: _____

Date of Statehood: _____


Arizona

Notes:

Capital: _____

Date of Statehood: _____

Sample Page



Arkansas

Notes:

Capital: _____

Date of Statehood: _____

Sample Page

