


## Folder 1



## Folder 2



## Folder 3



## Entire Lapbook

### Folder 1

My Insect	Classification	Common Name	Scientific
Drawing	Appearance		Food Chain

### Folder 2

Habitat	Life Cycle	This is my Favorite Insect Because
How my Insect Moves	Diet	
	Anatomy	

### Folder 3

Insect Word Search	My Insect Creation	Protection
		Books
	Survival	That Was Interesting

Sample Page

Complete the scene- Draw your insect inside of the jar. Add items that it would need to survive. Ideas would be its food, branches, rocks, etc. Cut off this part and glue scene to front of closed lapbook.

# My Favorite Insect



This lapbook is meant to be used as a place to get creative with a “boring” book report!


First, chose your insect.

Next, gather all of your information. Use books, the internet, magazines or any other supplies you may have at home.

As you read your books, use the note taking pages we have included at the back of this package. Remember to look through the lapbook to get an idea for the information that will be asked in the lapbook.

Now, have fun!!

Sample Page



# Table of Contents

My Insect Is

A Drawing of My Insect

Classification

Common Name

Scientific Name

Appearance

Food Chain

Habitat

How it Moves

Diet

Anatomy

Why This is my Favorite Insect

Insect Word Search

If I Could Create my Own Insect


Enemies of my Insect

Survival Status

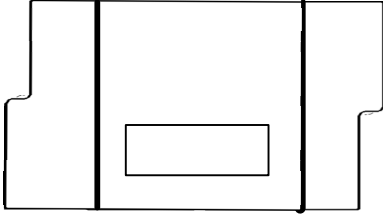
How my Insect Protects Itself

Books I Have Read

Interesting Fact



**Folder 1**



Cut out these 2 pieces and the 2 pieces from the next page. Stack in order of height (shortest to longest) with title on top. (Text on each piece should show at the bottom). Staple together at the top and glue into lapbook. Write about topics on each piece. Draw pictures to show appearance.



Sample Page

How Big?

What shape?

Color

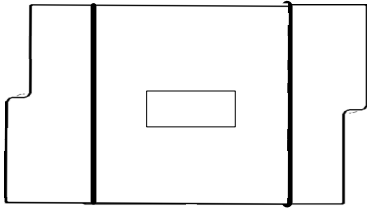
How many legs?

Sample Page

Describe head, tail, teeth

Does it have claws, horns,  
antennas?


## Folder 2



Cut out the booklet. Fold in half. Glue into lapbook. On the inside write about the diet of your insect.

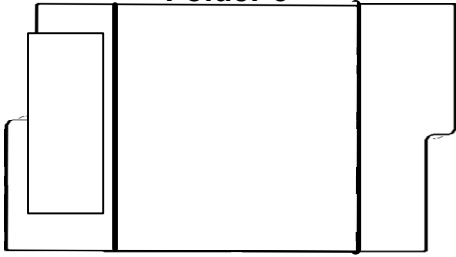
Hotdog fold

Diet





Folder 3



Cut out this cover label and the word search on the next page. Hotdog fold the word search and glue cover label on top. Glue into lapbook. Find the words in the puzzle and circle them.



A E L F N J E H C A O R K C O C  
 L H D T T E Q J X L R X M X R T  
 S Y P D B K P F A K L O L B L J  
 P L D J T G W D D R S T F U F K  
 I F K K N Q Y G D Q L Y J T I C  
 D E R Y A B T L U M E T R T R I  
 E S K F U M R I F T Q E M E E T  
 R U Q G O X T D I N P N R R F S  
 T O N T N O C M Z P Q E M F L G  
 B H H N X N R R O P Q G K L Y N  
 M M P N C E L H I F E F A Y X I  
 B C J H T T S R R C G E Z R B K  
 W A S P R S F R R M K H T T D L  
 D K C K A T Y D I D D E D L H A  
 V C J R C B K J V V H H T H E W  
 G R G Z V F K M C I C A D A K K

[www.WordSearchMaker.com](http://www.WordSearchMaker.com)

ant  
 bee  
 beetle  
 butterfly  
 cicada  
 cockroach  
 cricket  
 dragonfly  
 firefly  
 flea

grasshopper  
 housefly  
 katydid  
 ladybug  
 mosquito  
 moth  
 spider  
 termite  
 walkingstick  
 wasp