



Early Learning

Preschool File Folder Games

Color

Sample Page



**Authors-Paula Winget and Nancy Fileccia
Created By: Tina Banes
Copyright © 2012 A Journey Through Learning**

**Pages may be copied for other members of household only. For group use,
please see our website to purchase a classroom/co-op license.**

**Please check our website at:
www.ajourneythroughlearning.com**

Sample Page
When you're there, sign up for our email newsletter and
receive a FREE labbook!
You'll also receive great discount codes, special offers, find out
what's new and what's to come!

Join us on Facebook!

**Clipart is from www.clipart.com with permission and from
www.graphicfactory.com
with permission.**

Directions for Odd/Even Football game

Cut this out and glue to the front of your file folder game

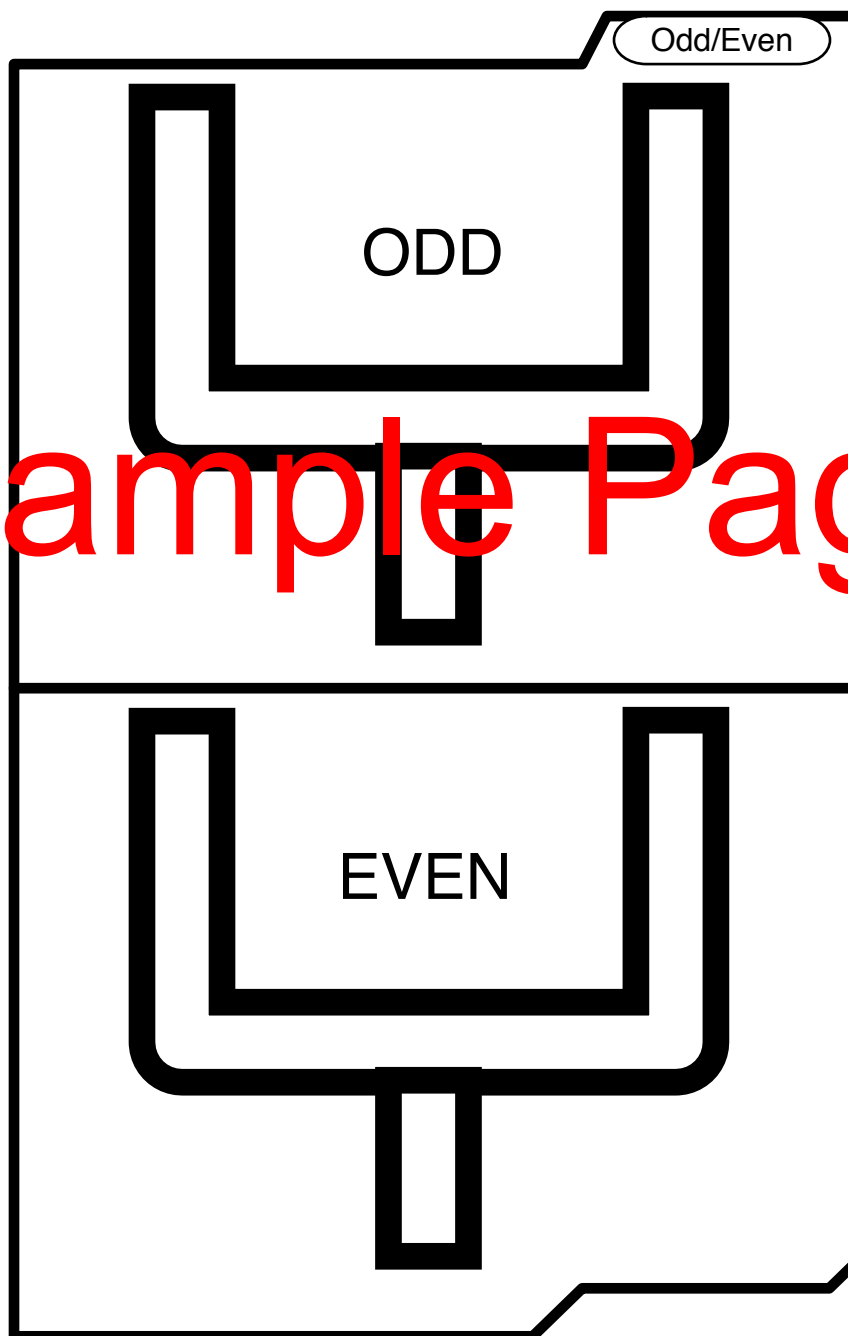
How to play

Place the numbers in the odd and even goals. If the number on the football is odd, place it in the odd goal. If the number on the football is even, place it in the even goal.

Also, child can place the footballs in numerical order across the floor or table.

How To Set Up The File Folder

You will need the following: Scissors, glue and one file folder. To make the file folder game last longer, you can laminate it.





ODD

Sample Page



EVEN

Sample Page



Cut out the individual footballs
and laminate



Sample Page



Cut out the individual footballs and laminate



Cut out label and attach to the tab on the folder

Directions for Odd/ Even Flower Pot Game

Cut this out and glue to the front of your file folder game

How to play

Place the numbers in the odd and even flower pots. If the number on the flower is odd, place it in the odd flower pot. If the number on the flower is even, place it in the even flower pot.

Also, children can place the flowers in numeric order across the floor or table.

How To Set Up The File Folder

You will need the following: Scissors, glue, 20 craft sticks and one file folder.

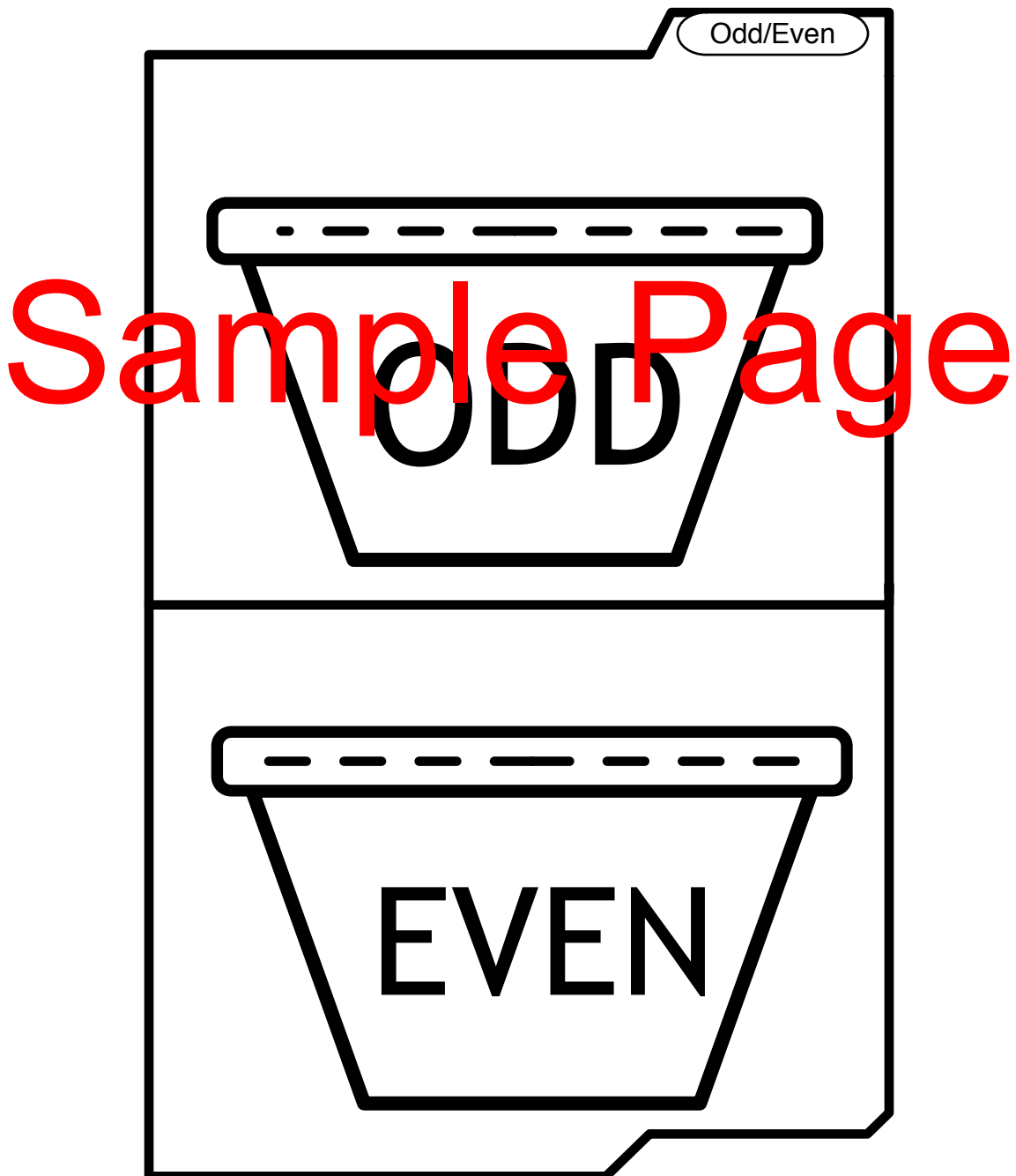
To make your file folder game last longer, you can laminate it.

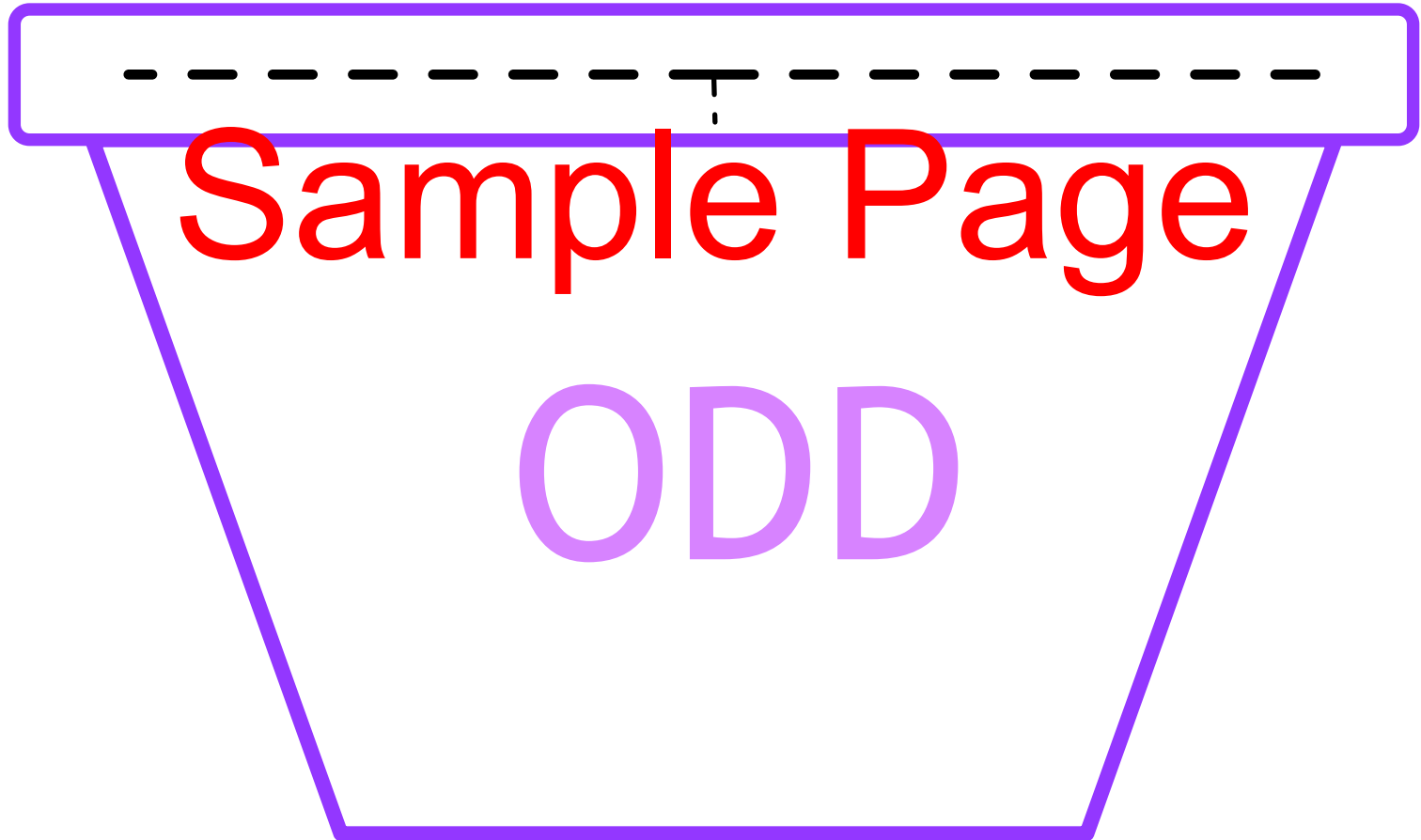
On the next two pages you will find your odd/even templates.

DO NOT CUT OUT THE FLOWER POT.

Only cut a slit on the dotted line provided.

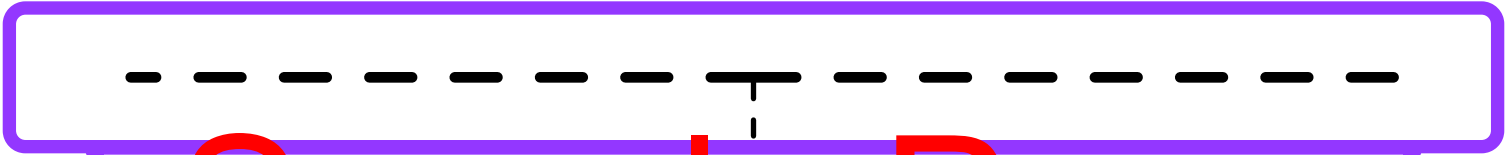
Glue the entire sheet to the folder.











Sample Page

ODD






Sample Page






EVEN



Sample Page






Laminate entire page.
Cut out the individual flowers
and glue (hot glue works best)
them on to a craft stick.



Sample Page

Laminate entire page.
Cut out the individual flowers
and glue (hot glue works best)
them onto a craft stick.



Odd/Even

Cut out label and attach to the tab on the folder

Directions for Five Senses Folder Game

Cut this out and glue to the front of your file folder game

How to play

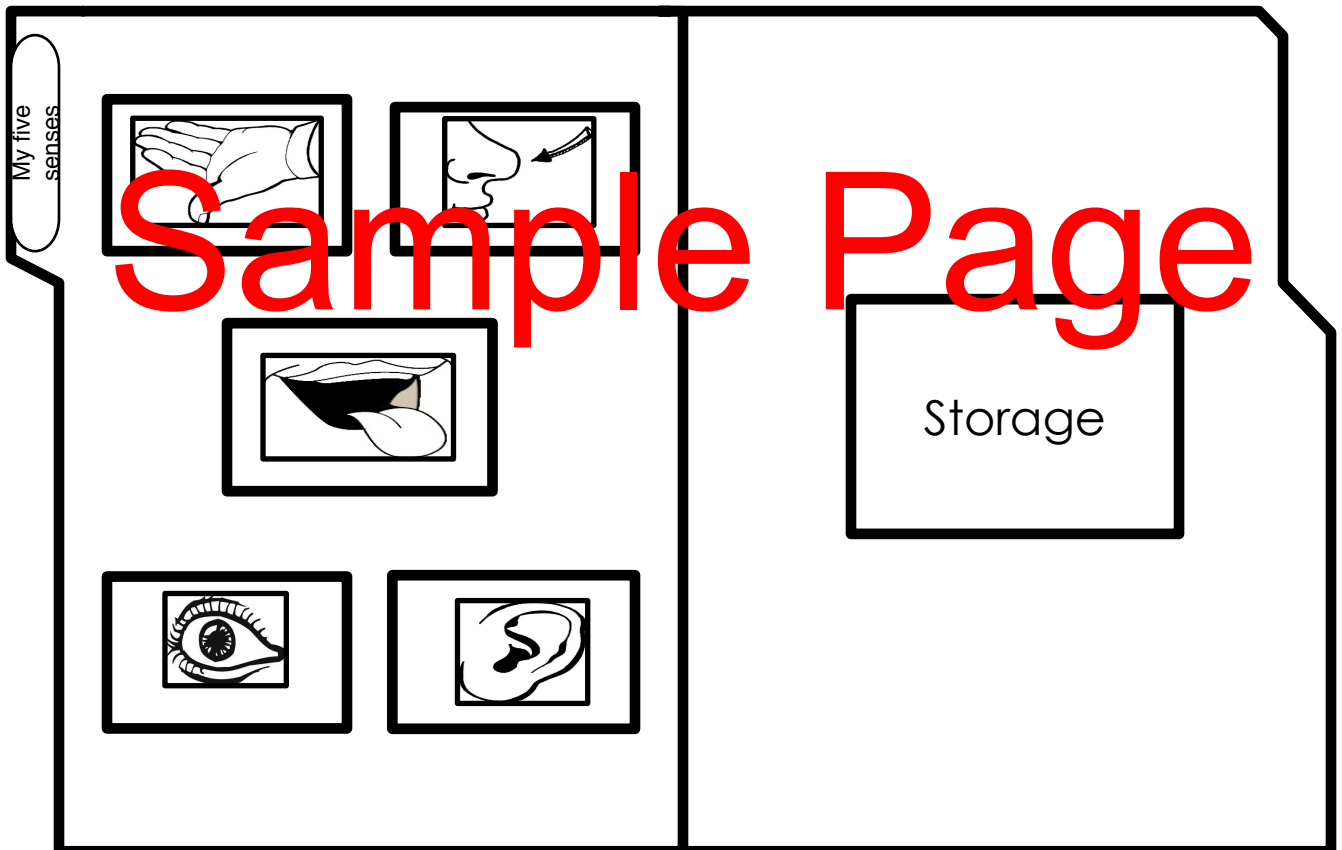
Place the cards in the pocket that matches the sense that is being use to identify the object, thing or place. Some can be more difficult then others such as vinegar, thunder and lightning. Discuss each sense, also find things around the house and try to identify what sense is being used.

Sample Page

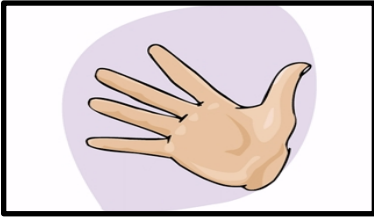
How To Set Up The File Folder

You will need the following: Scissors, glue, and one file folder.

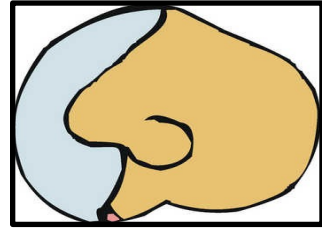
To make your file folder game last longer, you can laminate the cards.



Cut out booklet as one piece. Fold the back bottom section up in back, and then fold the flaps back and glue to make a pocket. Glue onto folder.



Touch

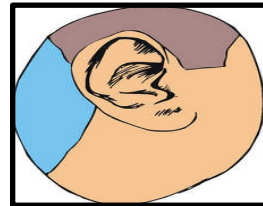


Smell

Sample Page

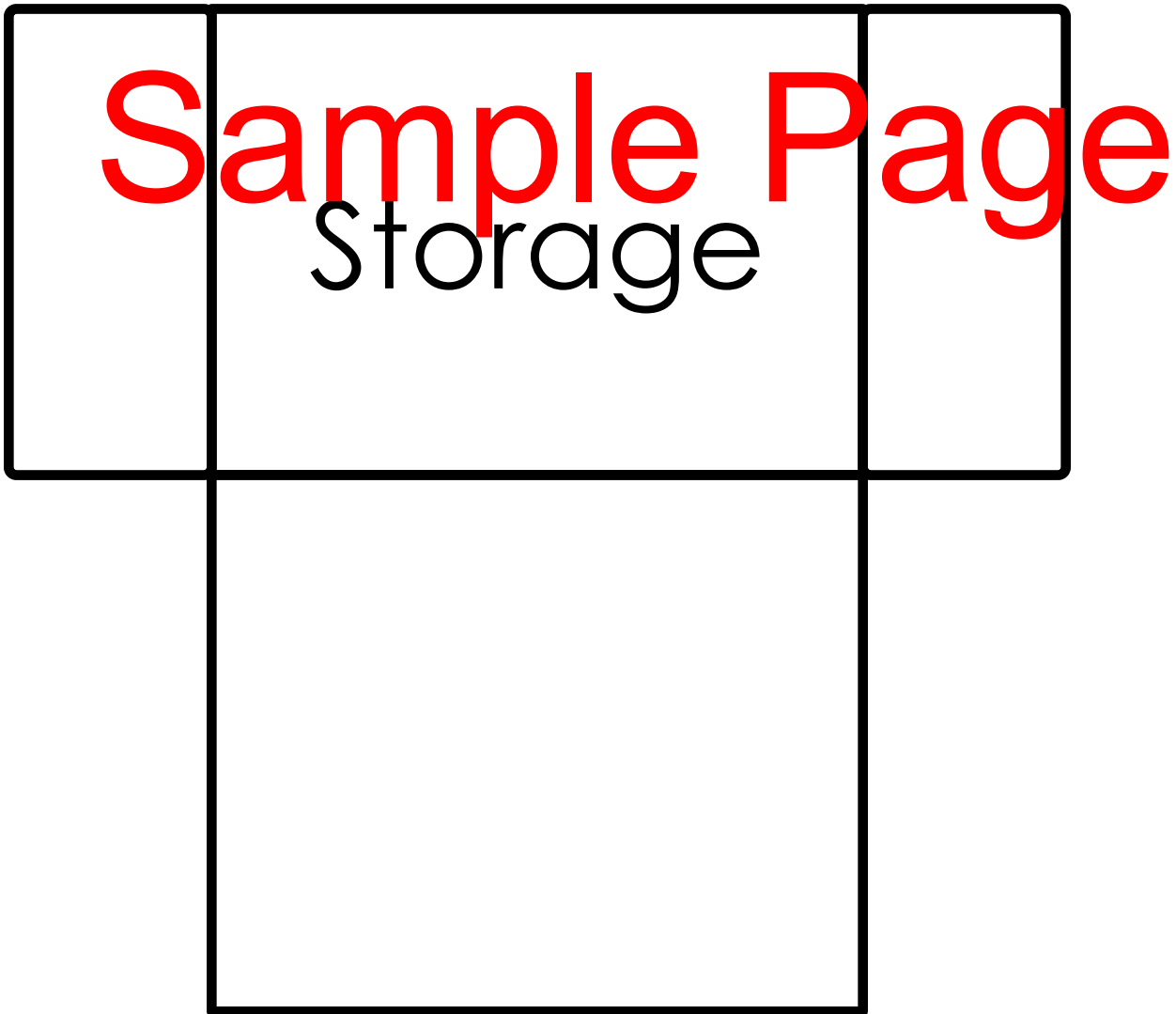
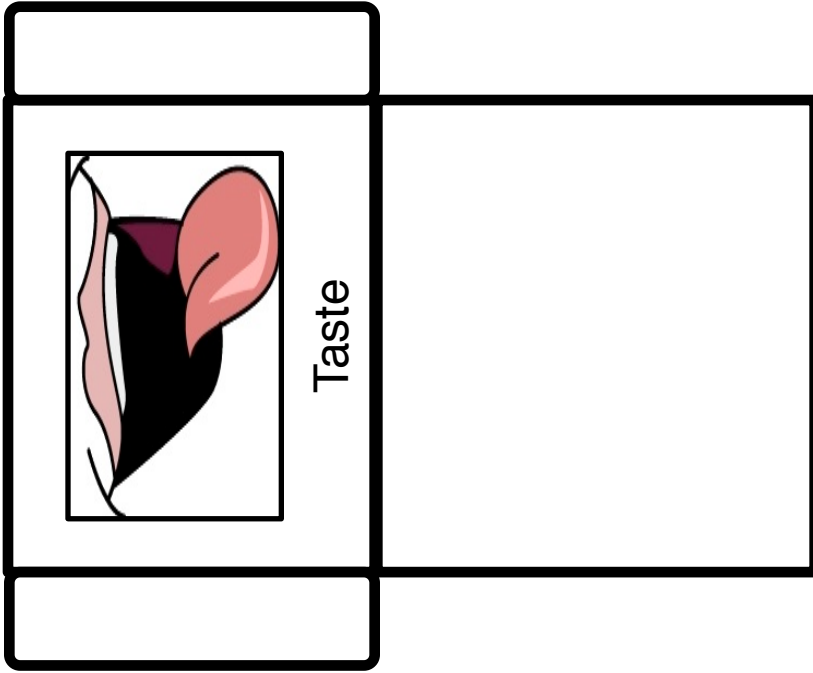



Sight



Hearing

Cut out booklet as one piece. Fold the back bottom section up in back, and then fold the flaps back and glue to make a pocket. Glue onto folder.







Lemon



Salt & Pepper




Chocolate



Flower



Skunk




Onion


Sample Page



Socks



Duckling



Porcupine



Water



Nail



Saxophone



Thunder &
Lightning



Thunder &
Lightning




Bird



Whistle




Laughing



Vinegar

Sample Page



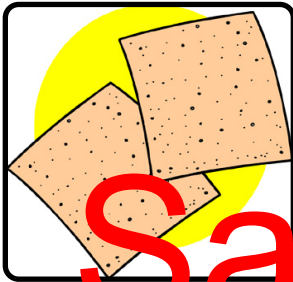
Mountains



Sunrise



Mirror



Sandpaper




Rainbow



Onions

Sample Page



Vinegar

Cut out the cards, if you laminate them they will last longer

Cut out label and attach to the tab on the folder

My Five Senses