



Elementary

# Farmers' Markets Express (Quick) Lapbook

Mini Lapbook, Study Guides, Coloring Sheets, and Activities



A Journey Through Learning  
[www.ajourneythroughlearning.com](http://www.ajourneythroughlearning.com)

Authors-Paula Winget and Nancy Fileccia  
Copyright © 2016 A Journey Through Learning

Pages may be copied for other members of household only. For group use, please see our website to purchase a classroom/co-op license.

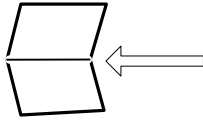
Please check our website at:  
[www.ajourneythroughlearning.com](http://www.ajourneythroughlearning.com)

While you are there, sign up for our email newsletter and receive a FREE lapbook!  
You'll also receive great discount codes, special offers, find out what's new and what's to come!

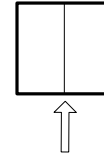
Join us on Facebook!

Clipart is from [www.clipart.com](http://www.clipart.com) with permission

### Hamburger Fold-Fold horizontally



### Hotdog Fold-Fold vertically

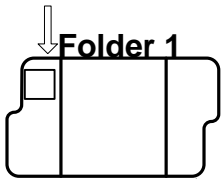


**Dotted Lines**-These are the cutting lines.

**Accordion Fold**-This fold is like making a paper fan. Fold on the first line so that title is on top. Turn over and fold on next line so that title is on top again. Turn over again and fold again on the next line so that title is on top. Continue until all folds are done.

**Cover Labels**-Most of the booklets that are folded look nicer with a label on top instead of just a blank space. They will be referred to as “cover label.”

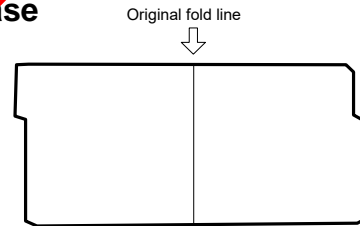
### How do I know where to place each template in the folder?



This placement key tells you the template goes in the first folder at the top of the left flap.

### Folding a Lapbook Base

Gather the number of folders required for the project. Fold them flat as seen here.



For each folder, fold the left and right sides inward toward the original line to create two flaps. Crease so that the highest part of each flap is touching the original line. It is important not to let the two flaps overlap. *You may want to take a ruler and run it down each crease to make it sharper.*

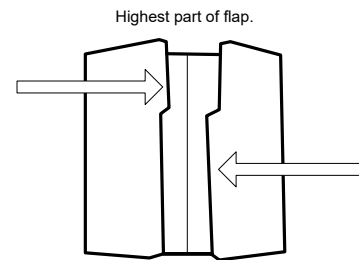
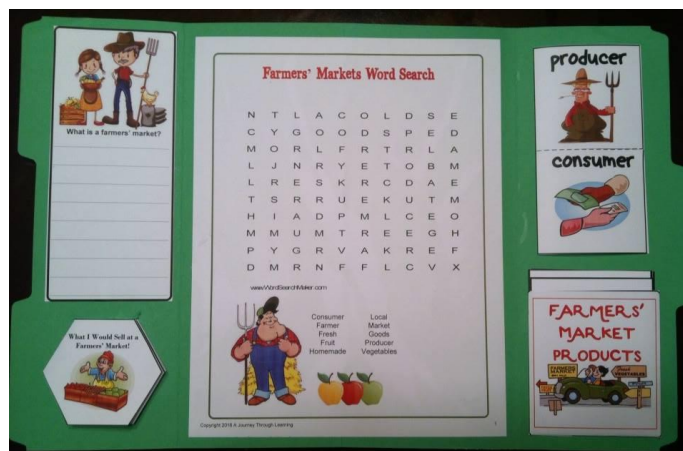


Photo of Farmers Market lapbook



# Farmers' Markets

## LAPBOOK



**Name** \_\_\_\_\_

**School Year** \_\_\_\_\_

## **Farmers' Markets**

### **What is a Farmers' Market**

Have you ever heard of a farmers' market? You can find farmers' markets year-round. They are a GREAT place to learn about the produce that is grown in your area of the country.

A farmers' market is a physical retail market featuring goods sold directly by farmers to consumers, or people who purchase goods and services for personal use. The farmer is considered a producer. Producers are those who make, grow, or supply goods or commodities to sell. When farmers sell at a farmers' market, they take it straight from their farm to the market. This allows consumers like you get fresh produce. Many consumers also like knowing where the food that they are eating comes from. Farmers can sell at a good price and still make a profit because they do not have to pay a distributor (middle man) to distribute and ship their goods to other places.

Farmers' markets are typically lined with booths, tables, and stands filled with a wide variety of delicious products for you to purchase. Farmers' markets can be indoors or outdoors depending upon where the market is located, the kind of products for sale, and the time of year.

Many farmers' markets also sell things other than produce. It is common to find household items not typically found in stores such as organic soaps and shampoos, natural cleaners, and soy candles. You may also find tasty homemade cakes, cookies, pies, and candy.


### **History of the Farmers' Market**

Farmers' markets have been around for a long time. You can trace the idea of farmers' markets back to the time of the Egyptian farmers who brought their fresh produce to areas along the Nile to be sold. In America, informal markets have been around since the early settlers in Jamestown. Early American farmers used horse-drawn carriages to haul produce to sell in the center of town. Over the years, this tradition was lost as America became an industrialized society. However, in the late 1960s, the idea of local food began to spark interest again as people began to think more about personal health, the environment and support for family farms.

### **Today's Farmers' Markets**

Today's modern farmers' markets can provide consumers with foods that are fresher. Most consumers want food that has not spent a majority of its time in transport. The variety and freshness that a farmers' market can provide has led to the growth of these markets worldwide in providing fresh produce, fruits, meats, and homemade products to consumers at a fraction of the cost.





Cut out the booklet. Glue into the lapbook.

**Directions: What is a farmers' market? Write the answer on the booklet.**



What is a farmers' market?

---

---

---

---

---

---

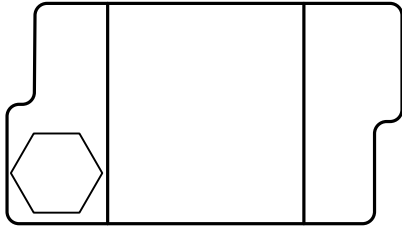
---

---

---

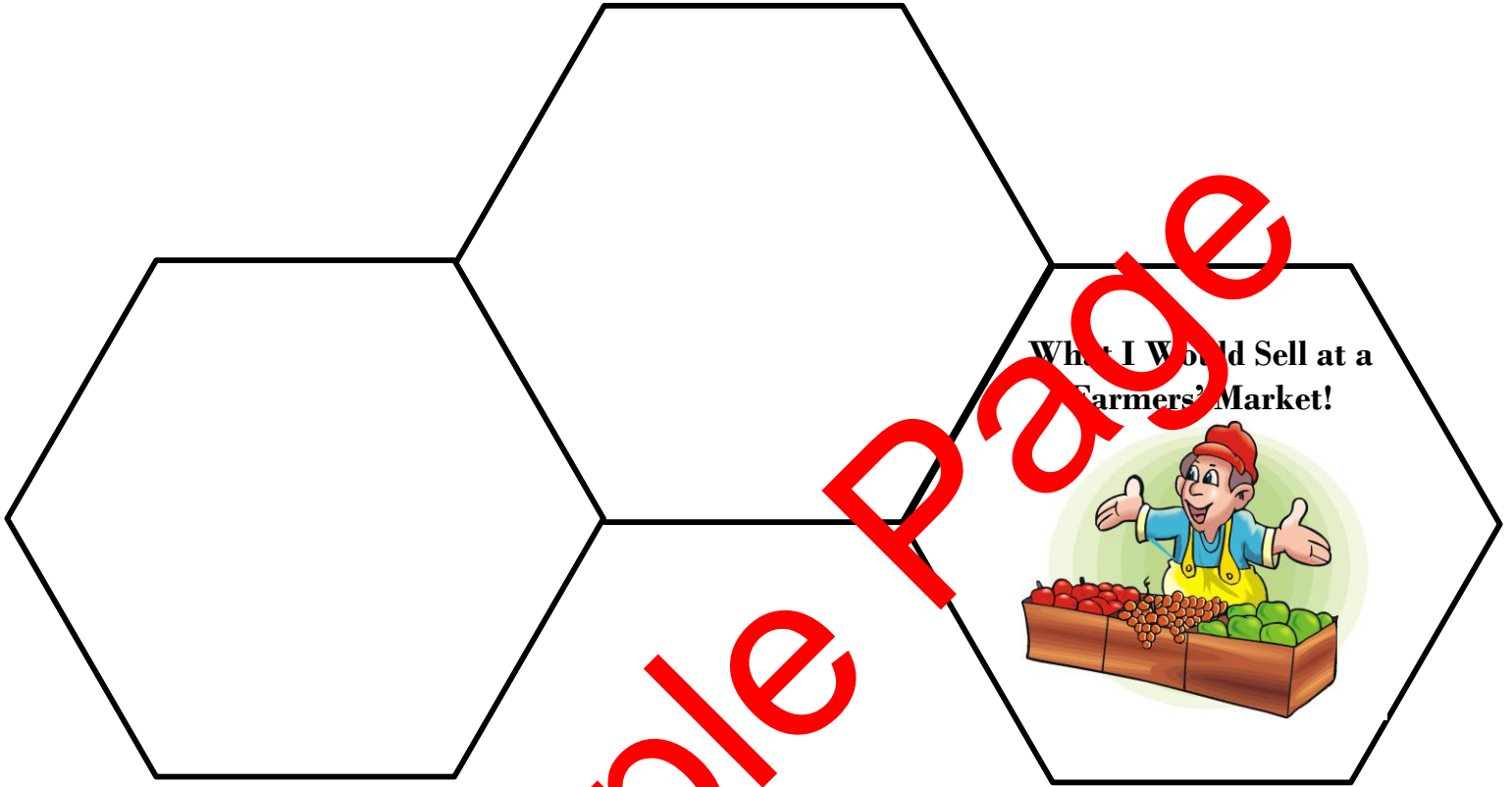
---

Sample Page

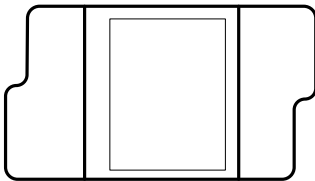


Cut out as one piece. Tri-fold so that title is on top. Glue into lapbook.

**Directions:** Think about what you would like to sell at a farmers' market. Write and draw pictures of it inside the booklet.



**Next Page**



Glue page into lapbook.

**Directions:** Complete the word search. Solution in back.