



Any Age

# Daniel Boone Express Lapbook

Mini Lapbook, Study Guide, Web Links, Games, and Crafts



A Journey Through Learning  
[www.ajourneythroughlearning.com](http://www.ajourneythroughlearning.com)

Authors-Paula Winget and Nancy Fileccia  
Copyright © 2013 A Journey Through Learning

Pages may be copied for other members of household only. For group use, please see our website to purchase a classroom/co-op license.

Please check our website at:  
[www.ajourneythroughlearning.com](http://www.ajourneythroughlearning.com)

While you are there, sign up for our email newsletter and receive a FREE lapbook!  
You'll also receive great discount codes, special offers, find out what's new and what's to come!

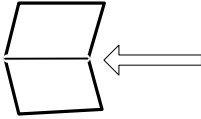
Join us on Facebook!

Clipart is from [www.clipart.com](http://www.clipart.com) with permission

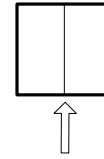
**SAMPLE PAGE**

## Things to Know

**Hamburger Fold**-Fold horizontally



**Hotdog Fold**-Fold vertically

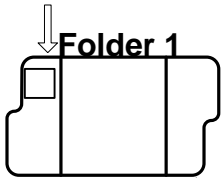


**Dotted Lines**-These are the cutting lines.

**Accordion Fold**-This fold is like making a paper fan. Fold on the first line so that title is on top. Turn over and fold on next line so that title is on top again. Turn over again and fold again on the next line so that title is on top. Continue until all folds are done.

**Cover Labels**-Most of the booklets that are folded look nicer with a label on top instead of just a blank space. They will be referred to as “cover label.”

**How do I know where to place each template in the folder?**

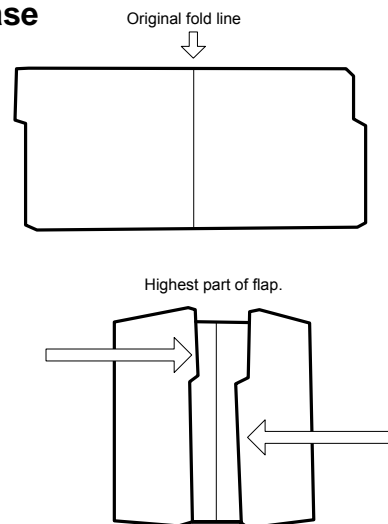



This placement key tells you the template goes in the first folder at the top of the left flap.

**Folding a Labbook Base**

Gather the number of folders required for the project. Fold them flat as seen here.

For each folder, fold the left and right sides inward toward the original line to create two flaps. Crease so that the highest part of each flap is touching the original line. It is important not to let the two flaps overlap. *You may want to take a ruler and run it down each crease to make it sharper.*





**SAMPLE PAGE**

**Complete the Scene**

Cut on dotted line. Glue to the front of your folder. Draw a coon skin hat!

# Daniel Boone

**SAMPLE PAGE**

## Daniel Boone

Daniel Boone is known as one of the most famous pioneers of history. He spent most of his life exploring and settling the great American Frontier. He was born November 2, 1734, in a log cabin in Berks County, Pennsylvania. He had no formal education. He was taught to be a woodsman early in his life. He was an unbelievable hunter by the age of 12. Boone married Rebecca Bryan, a courageous pioneer woman, in 1756.

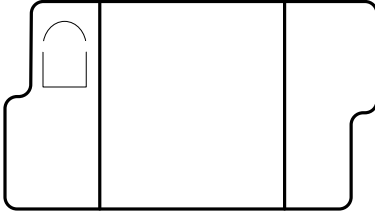
In 1769, a friend of Boone's named John Findley hired Boone to find an overland route to Kentucky. Boone and five men set out along wilderness trails and through the Cumberland Gap in the Kentucky Appalachian Mountains. Boone was in awe of all of the game they had found. This new land was filled with buffalo, deer and wild turkey. Boone promised that he would one day return to this wonderland. In 1775, Boone and 30 men set out to cut trails between the Carolinas and the West. The path went into Kentucky and became known as the "Wilderness Road." Later that year, Boone moved his family to Kentucky to live in a fort he built called Boonesborough.

In 1776, Shawnee warriors kidnapped Boone's daughter and two of her friends. Boone rescued the girls two days later. In 1778, Boone was captured by another group of Shawnee. He befriended the Chief and was not harmed. The Shawnee admired him for his courage and hunting skills and soon adopted him into their tribe. Boone escaped from the Shawnee when he learned that they were planning to attack his fort. Upon returning to the fort, Boone made plans for defense and reinforced the fort. When the Shawnee finally arrived, Boone held a fight for ten days and the Shawnee finally left.

When the Revolutionary War finally ended, Boone worked as a surveyor along the Ohio River and settled with his family in Virginia. In 1792, Boone lost all his property due to lack of proper papers. In 1799, Boone and his family traveled down the Ohio River to St. Louis in a canoe.

In 1800, Boone became the magistrate of the Femme Osage District in St. Charles County, Missouri. Boone's wife Rebecca died on March 18, 1813. Daniel Boone died on September 26, 1820 at the age of 85.

## Folder 1



Cut out each piece on this page. Fasten together at the top with a brad (or staple). Glue into lapbook.  
**Directions:** Write your answer on the line provided.

Date of Birth:

---

Place of Birth:

---

Wife:

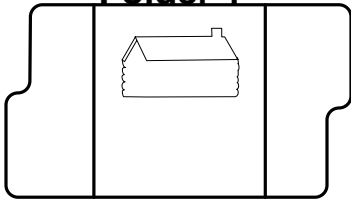
---

Education:

---

SAMPLE PAGE

### Folder 1



Fold your paper in half on the bottom line. Cut around the shape. DO NOT CUT ON THE FOLD. Glue into lapbook.  
**Directions:** Inside of the booklet, decorate the log cabin how you think it would have looked during Daniel Boone's childhood. Color the outside.

