



Cycle 3
5th Edition
Grades 3-6

Classical Conversations *Learning Activity Book*



A Journey Through Learning Lapbooks

This activity book is made to go along with
Classical Conversations **Cycle 3, 5th edition.**

A Journey Through Learning Lapbooks
creates lapbooks, unit studies, copywork,
and notebooking pages. See our products at:
www.ajourneythroughlearning.net

While there, sign up for our email newsletter and receive a
FREE “Overview of the 17th Century” lapbook!
You’ll also receive great discount codes, special offers, contest info,
and find out what’s new and what’s to come!



<https://www.facebook.com/AJourneyThroughLearning>

Authors: Paula Winget and Nancy Fileccia
Copyright © 2013, 2020
Published by A Journey Through Learning, L.L.C.

All rights reserved. No part of this book may be reproduced in any form without written permission from the publisher. Permission is granted to print for one family use only. Purchase of this book does not entitle reproduction of any part of this book for any entire school district system. Such use is strictly prohibited.

We follow the principals written and the laws created for the copyright law under the United States Constitution.

Images from www.clipart.com

Printed in the United States of America



A **Journey Through Learning** would like to extend a special thank you to **Rob and Leigh Bortins**, founders of Classical Conversations, for their blessing and permission to create this special activity book to go along with their wonderfully delightful Classical program. We encourage you to look for and join a **Classical Conversations Christian Community** group near you!

Sample Page

Why this book?

- a **keepsake** to show dad, grandparents, and friends.
- a **review** of concepts learned throughout the year.
- a **visual component** of the concepts that are taught orally.
- a **portfolio** at the end of the school year to show your state (if required).

What will my child learn?

Practice pages for **History, Latin, English, Science, Geography, Math,** and **Fine Arts** for each week of **Foundations Cycle 3**.

While your student can do each week's pages at any time during the week, we suggest doing them one or two days before co-op.

This book will benefit all CC students, especially those who are not strong auditory learners.

*****Please note: This workbook does not contain any of the memory sentences. They can be found in your Classical Conversations Curriculum Guide.**

Fun Things to do While Learning Your Memory Work

Do jumping jacks

Spin in circles

Talk in different accents

Talk as a cartoon character

Act as your favorite animal

Pretend that you are the teacher and teach your stuffed animals

Pretend that you are on T.V.

Play charades

Write your own songs or poems

Dress up as favorite people


Dress like you live in the time period you are studying

This workbook belongs to:

Grade:

Campus:

School Year:



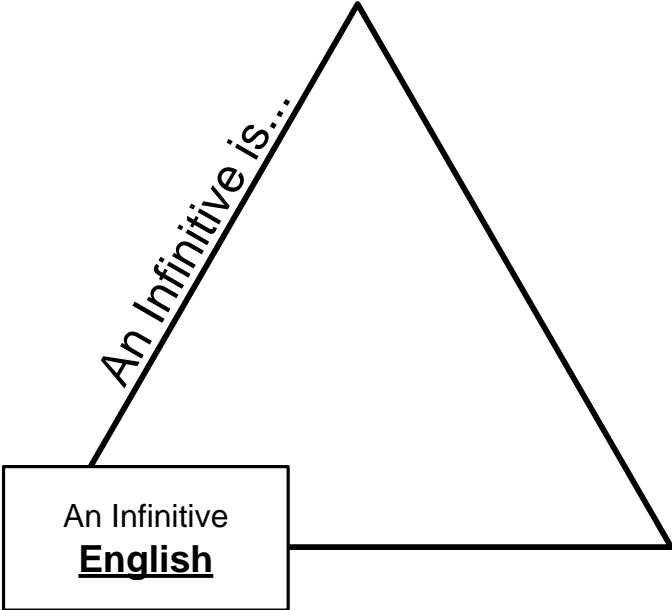
Tell me about Columbus.




A series of horizontal lines for writing, contained within a dashed rectangular border.

Sample Page

Memory Sentence Fill-In
Week 1



Prepositions Latin	
	in
	with
	by
	without
	from
	of



Trace the facts

Math- Week 1

$1 \times 1 = 1$

$1 \times 6 = 6$

$1 \times 11 = 11$

$1 \times 2 = 2$

$1 \times 7 = 7$

$1 \times 12 = 12$

$1 \times 3 = 3$

$1 \times 8 = 8$

$1 \times 13 = 13$

$1 \times 4 = 4$

$1 \times 9 = 9$

$1 \times 14 = 14$

$1 \times 5 = 5$

$1 \times 10 = 10$

$1 \times 15 = 15$

$2 \times 1 = 2$

$2 \times 6 = 12$

$2 \times 11 = 22$

$2 \times 2 = 4$

$2 \times 7 = 14$

$2 \times 12 = 24$

$2 \times 3 = 6$

$2 \times 8 = 16$

$2 \times 13 = 26$

$2 \times 4 = 8$

$2 \times 9 = 18$

$2 \times 14 = 28$

$2 \times 5 = 10$

$2 \times 10 = 20$

$2 \times 15 = 30$

Five Elements of Shape--(OiLS)


O=circles
Draw circles

i=dots and straight lines
Draw dots and straight lines

L=angles lines
Draw angled lines

S=curved lines that are not enclosed
Draw curved lines

Draw the fish that is on page 81 of the teacher's manual.



Augusta, ME
Concord, NH
Boston, MA
Providence, RI
Hartford, CT

Geography-Week 1
Draw your map here.
Label these states and capitals.

Sample Page