



Foundations- Cycle 2
Grades K-2

Classical Conversations
Junior Learning Activity Book



A Journey Through Learning
www.ajourneythroughlearning.com

This workbook is made to go along with the Classical
Conversations Cycle 2 curriculum, **5th edition**

A Journey Through Learning Lapbooks
creates lapbooks, unit studies, copywork,
and notebooking pages.

See our products at:

www.ajourneythroughlearning.com

While there, sign up for our email newsletter and receive a
FREE "Overview of the 17th Century" lapbook!
You'll also receive great discount codes, special offers, contest info,
and find out what's new and what's to come!



Authors: Paula Winget and Nancy Fileccia
Copyright © 2013, 2014
Published by A Journey Through Learning, L.L.C.

All rights reserved. No part of this book may be reproduced in any form without written permission from the publisher. Permission is granted to print for one family use only. Purchase of this book does not entitle reproduction of any part of this book for any entire school district system. Such use is strictly prohibited.

We follow the principals written and the laws created for the copyright law under the United States Constitution.

Images from www.clipart.com

Printed in the United States of America



A **Journey Through Learning** would like to extend a special thank you to **Rob and Leigh Bortins**, founders of Classical Conversations, for their blessing and permission to create this special activity book to go along with their wonderfully delightful Classical program. We encourage you to look for and join a **Classical Conversations Christian Community** group near you!

SAMPLE PAGE

Why this book?

- a **keepsake** to show dad, grandparents, and friends.
- a **review** of concepts learned throughout the year.
- a **visual component** of the concepts that are taught orally.
- a **portfolio** at the end of the school year to show your state (if required).

What will my child learn?

Daily practice pages for **History, Latin, English, Science, Geography, Math,** and **Fine Arts** taught during **Foundations Cycle 2.**

Use these pages daily!

- Using a **fine tip dry erase pen**, your student can practice the pages in this book multiple times during the week before using a pencil to make it permanent.
- Simply cut off one side of a **page protector**. Open it up and slip it over the page your student is going to do. Using this method, your student can practice any or all of the pages as many times as needed to learn the information for the week.
- Erase the answers from the page protector before starting on the next page.
- Repeat this method daily during the week until you feel your student knows the information. At that point, your student will fill in the pages using a pencil so that it is permanent.

*****Please note: This workbook does not contain any of the memory sentences. These can be found in your Classical Conversations Curriculum Guide.**

Fun things to do while practicing memory work

Do jumping jacks

Spin in circles

Talk in different accents

Talk as a cartoon character

Act as your favorite animal

Pretend that you are the teacher and teach your stuffed animals

Pretend that you are on T.V.

Play charades

Write your own songs or poems

Dress up as favorite notable person

Dress for the time period being studied



This workbook belongs to:


Grade:

Campus:

School Year:

SAMPLE PAGE

Lightly color the drawing of Charlemagne.
Write the name **Charlemagne** on the lines.



First Conjugation Endings Present Tense

Singular

ō

s

t

Plural

mus

tis

nt

SAMPLE PAGE

Trace the words.

Noun

Pronoun

Verb

Adverb

Conjunction

Interjection

Preposition

Adjective

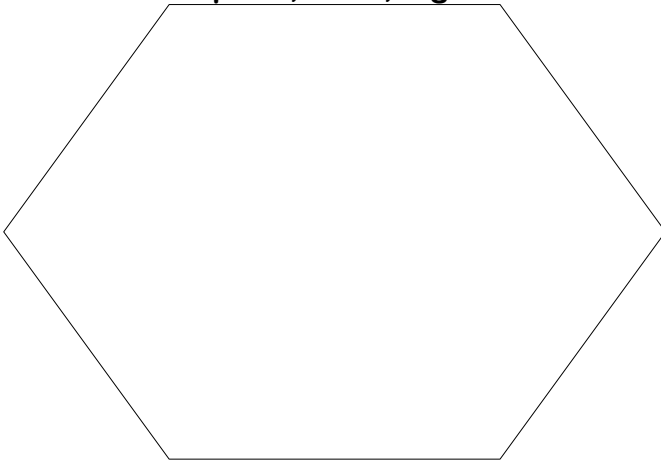
SAMPLE PAGE

What occurred on each day of creation?

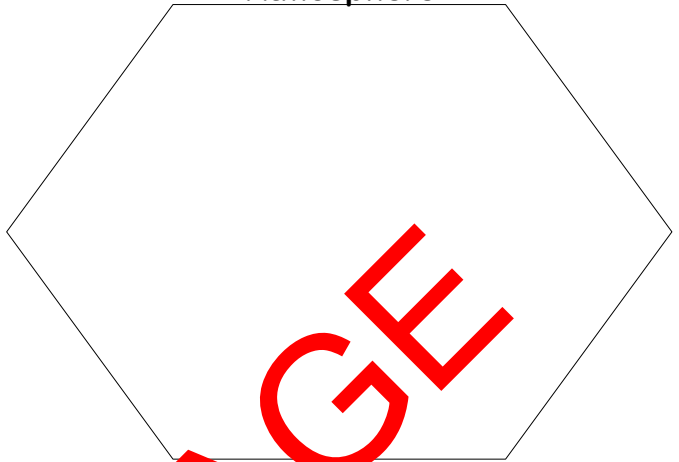
Science-Week 1

Draw a picture in each box.


**Day 1- Earth,
Space, Time, Light**




**Day 2-
Atmosphere**



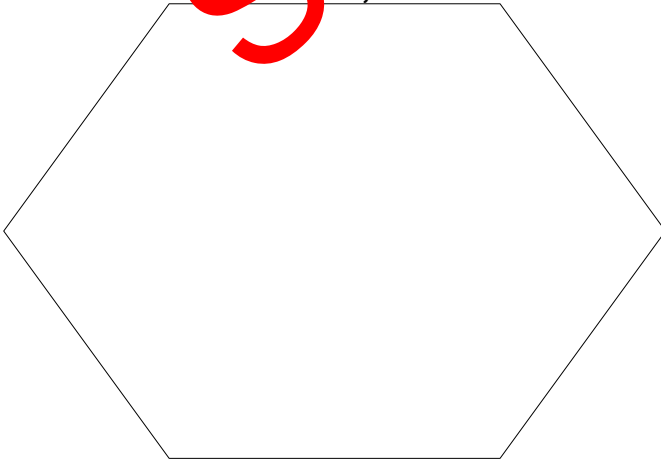
**Day 3-Dry Land,
Plants**




**Day 4-Sun,
Moon, Stars**



**Day 5-Fish, Sea
Creatures, Birds**



**Day 6- Land
Animals, Adam, Eve**



SAMPLE PAGE

Write in the answers. Then practice skip counting by 1.

$1 \times 1 = 1$

$1 \times 9 = 9$

$1 \times 2 = 2$

$1 \times 10 = 10$

$1 \times 3 = 3$

$1 \times 11 = 11$

$1 \times 4 = 4$

$1 \times 12 = 12$

$1 \times 5 = 5$

$1 \times 13 = 13$

$1 \times 6 = 6$

$1 \times 14 = 14$

$1 \times 7 = 7$

$1 \times 15 = 15$

$1 \times 8 = 8$

Write in the answers. Then practice skip counting by 2.

$2 \times 1 = 2$

$2 \times 9 = 18$

$2 \times 2 = 4$

$2 \times 10 = 20$

$2 \times 3 = 6$

$2 \times 11 = 22$

$2 \times 4 = 8$

$2 \times 12 = 24$

$2 \times 5 = 10$

$2 \times 13 = 26$

$2 \times 6 = 12$

$2 \times 14 = 28$

$2 \times 7 = 14$

$2 \times 15 = 30$

$2 \times 8 = 16$

Five Elements of Shape--(OiLS)

O=circles
Draw circles

i=dots and straight lines
Draw dots and straight lines

L=angles lines
Draw angled lines

S=curved lines that are not enclosed
Draw curved lines

Draw a simple animal or plant using the five elements of shape.



Geography Week 1

Continents and Oceans

Write the number or letter in the correct place for each continent and ocean listed.

Continents

1. North America
2. South America
3. Europe
4. Asia
5. Africa
6. Australia
7. Antarctica

Oceans

- A. Indian Ocean
- B. Arctic Ocean
- C. Atlantic Ocean
- D. Pacific Ocean
- E. Southern Ocean

