



Grades K-2

Junior
Learning Activity Book
Cycle 1 Classical Conversations
5th Edition Cursive Letters



A Journey Through Learning
www.ajourneythroughlearning.com

This series is designed to complement Cycle 1 of Classical Conversations.

***** You will need to own the Classical Conversations Foundations Guide to complete these templates.**

Check out Classical Conversations for more information and to join a community near you!

We are not affiliated with

Classical Conversations in any way.

However, we do love their resources and our CC community! Give CC a try today!

<http://www.classicalconversations.com>

Join us on Facebook!

Please check our website at:

www.ajourneythroughlearning.com

**While there, sign up for our email newsletters and receive a FREE lapbook!
You'll also receive great discount codes, special offers, and find out what's new and what's to come!**

Authors: Nancy Fileccia and Paula Winget
Copyright © 2018
Published by A Journey Through Learning, L.L.C.

All rights reserved. No part of this book may be reproduced in any form without written permission from the publisher. Permission is granted to print for one family use only. Purchase of this book does not entitle reproduction of any part of this book for any entire school district system. Such use is strictly prohibited.

We follow the principals written and the laws created for the copyright law under the United States Constitution.

Images from www.clipart.com

Printed in the United States of America

What you need to get started

*A printed copy of the Activity Book™ by A Journey Through Learning

*Copy of the **Classical Conversations Foundations Guide**.

*****Please note: This workbook DOES NOT contain ANY of the memory sentences written out. These can be found in your Classical Conversations Foundations Guide.**

How Do I Use this Early Learning Activity book Along With Classical Conversations?

This 24 week activity book is created with younger students in mind. It allows them to do school, too! We have created two different types of worksheets for you to choose from. There is a worksheet for NON WRITERS and a worksheet for EARLY WRITERS. Just choose the one that best fits your child. **You will need to own the Classical Conversations Foundations Guide to be able to complete these worksheets!**

You can still follow your relaxed, enjoyable learning style. This product is meant to be fun, NOT stressful. It is meant to enhance your student's learning experience.

*****Please note: This workbook DOES NOT contain ANY of the memory sentences written out. These can be found in your Classical Conversations Foundations Guide.**

*** Please note there are no worksheets for Latin.

Each week contains the following pages.

History Sentence Coloring Sheet (non writers) or History Sentence Coloring & Writing Sheet

Geography Sheet

English- Learn one letter of the alphabet each week (non writers) or English Copywork.

Math-Counting

Science Worksheet

Fine Arts Worksheet

The workbook is made so that you can use your pages for 4 days of practicing the memory sentences. Simply cut off the left side of ONE page protector. Slip it over the page. Now, your student can use a write-on marker to do the page each day without actually writing on the page. Then on the last day, your student uses a pencil to write on the actual page. Move the same page protector to week 2 and start over. When the workbook is complete, you will have a record of your student's work for the entire year!

Fun Things to do While Learning Your Memory Work

Do jumping jacks

Spin in circles

Talk in different accents

Talk as a cartoon character

Act as your favorite animal

Pretend that you are the teacher and teach your stuffed animals

Pretend that you are on T.V.

Play charades

Write your own songs or poems

Dress up as favorite people

Dress like you live in the time period you are studying



This workbook belongs to:

Grade:

Campus:

School Year:

Sample Page

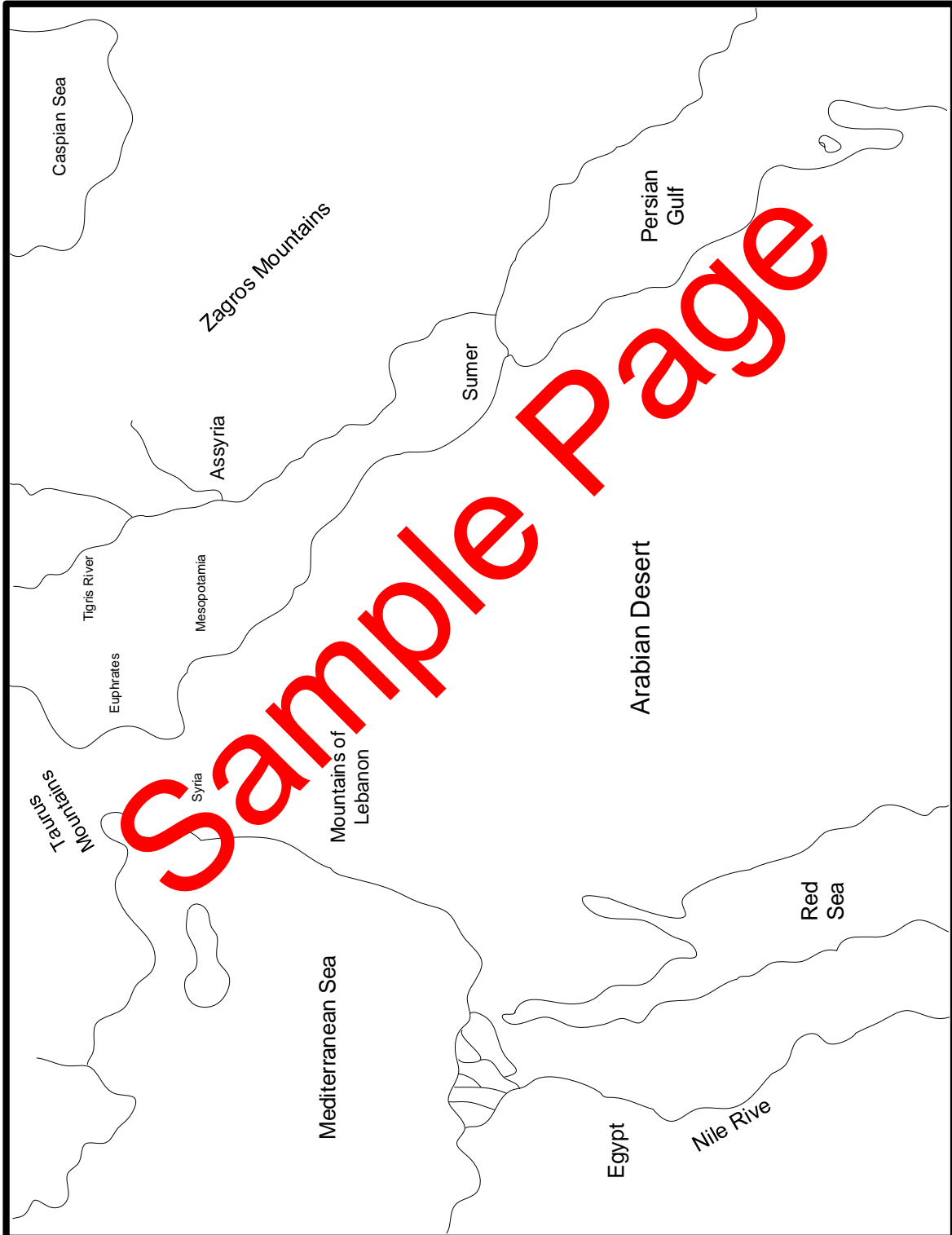
Color the picture. Write the word **commandments**.










Geography-Week 1

Circle or mark the areas found in the Fertile Crescent.


- Mediterranean Sea
- Mesopotamia
- Euphrates River
- Tigris River
- Sumer



Practice your "A's."



Trace the word. Practice writing the word. On the other lines practice writing the prepositions.



Handwriting practice lines consisting of multiple sets of solid top and bottom lines with a dashed midline. A large red watermark "Sample Page" is overlaid diagonally across the page.

Write in the answers. Then practice skip counting by 1.

$1 \times 1 = 1$

$1 \times 9 = 9$

$1 \times 2 = 2$

$1 \times 10 = 10$

$1 \times 3 = 3$

$1 \times 11 = 11$

$1 \times 4 = 4$

$1 \times 12 = 12$

$1 \times 5 = 5$

$1 \times 13 = 13$

$1 \times 6 = 6$

$1 \times 14 = 14$

$1 \times 7 = 7$

$1 \times 15 = 15$

$1 \times 8 = 8$

Write in the answers. Then practice skip counting by 2.

$2 \times 1 = 2$

$2 \times 9 = 18$

$2 \times 2 = 4$

$2 \times 10 = 20$

$2 \times 3 = 6$

$2 \times 11 = 22$

$2 \times 4 = 8$

$2 \times 12 = 24$

$2 \times 5 = 10$

$2 \times 13 = 26$

$2 \times 6 = 12$

$2 \times 14 = 28$

$2 \times 7 = 14$

$2 \times 15 = 30$

$2 \times 8 = 16$

Trace the words and practice your memory work.

Science Week 1

Classifications of Living Things



Amoeba

Paramecium

Plasma

Cell

Organ

System

Organism

Population

Sample Page



Basic Shapes--(OILS)

Draw dots

Draw circles

Draw straight lines

Draw curved lines

Draw angled lines

Sample Page