



Grades 1-6

Learning Activity Book

This series is designed to supplement
Cycle 3 of Classical Conversations

*** You will need to own the Classical Conversations guide to use this product.



A Journey Through Learning
www.ajourneythroughlearning.com

This series is designed to complement Cycle 3 of Classical Conversations.

***** You will need to own the Classical Conversations Foundations guide to complete these templates.**

Check out Classical Conversations for more information and to join a community near you!

We are not affiliated with

Classical Conversations in any way.

However, we do love their resources and our CC community! Give CC a try today!

<http://www.classicalconversations.com>

Join us on Facebook!

Please check our website at:

www.ajourneythroughlearning.com

**While there, sign up for our email newsletters and receive a FREE lapbook!
You'll also receive great discount codes, special offers, and find out what's new and what's to come!**

Authors: Nancy Fileccia and Paula Winget
Copyright © 2014
Published by A Journey Through Learning, L.L.C.

All rights reserved. No part of this book may be reproduced in any form without written permission from the publisher. Permission is granted to print for one family use only. Purchase of this book does not entitle reproduction of any part of this book for any entire school district system. Such use is strictly prohibited.

We follow the principals written and the laws created for the copyright law under the United States Constitution.

Images from www.clipart.com

Printed in the United States of America

How Do I Use this Activity book Along With Classical Conversations?

This 24 week activity book provides a place for students to practice, review, and record the information they are learning. **You will need to own the Classical Conversations Foundations Guide to be able to complete these templates.**

You can still follow your relaxed, enjoyable learning style. This product is meant to be fun, NOT stressful. It is meant to enhance your student's learning experience.

*****Please note: This workbook DOES NOT contain ANY of the memory sentences written out. These can be found in your Classical Conversations Foundations Guide.**

Each week contains the follow pages:

History Sentence Copywork- Student uses this page to write out the History Sentence.

Memory Sentence Fill-In Page for English, Latin, Science, and Math (Math begins with lesson 12 and does NOT include skip counting). This page can be used for 4 days of practicing the memory sentences and here's how! Simply cut off the left side of ONE page protector. Slip it over the page. Now, your student can use a white marker to do the page each day without actually writing on the page. Then, on the last day, your student uses a pencil to write on the actual page. Move the same page protector to week 2 and start over. When the workbook is complete, you will have a record of your student's work for the entire year.

History Notebooking Page- Student uses this page to take notes about the History lesson.

Science Notebooking Page- Student uses this page to take notes about the Science lesson.

Fine Arts Page- This page will have the art lesson for the week.

Geography Page- Student uses this page to practice drawing the maps.

Fun Things to do While Learning Your Memory Work

Do jumping jacks

Spin in circles

Talk in different accents

Talk as a cartoon character

Act as your favorite animal

Pretend that you are the teacher and teach your stuffed animals

Pretend that you are on T.V.

Play charades

Write your own songs or poems

Dress up as favorite people

Dress like you live in the time period you are studying

SAMPLE PAGE

This workbook belongs to:

Grade:

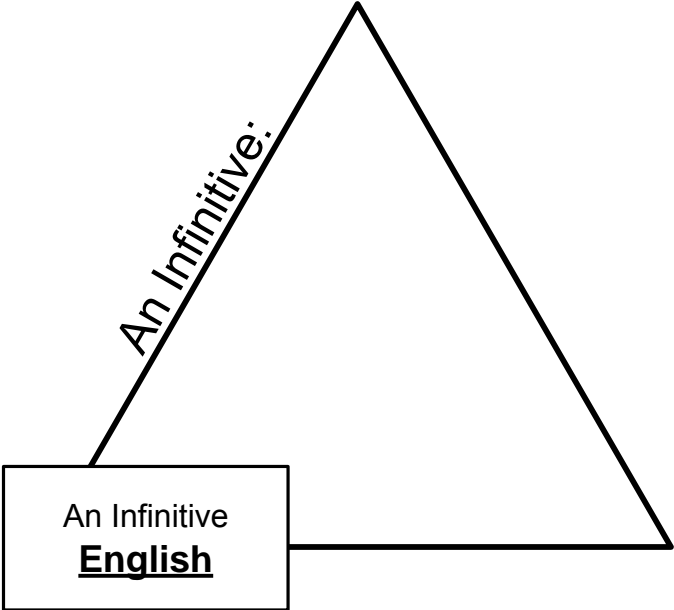
Campus:

School Year:

SAMPLE PAGE

SAMPLE PAGE

Memory Sentence Fill-In
Week 1

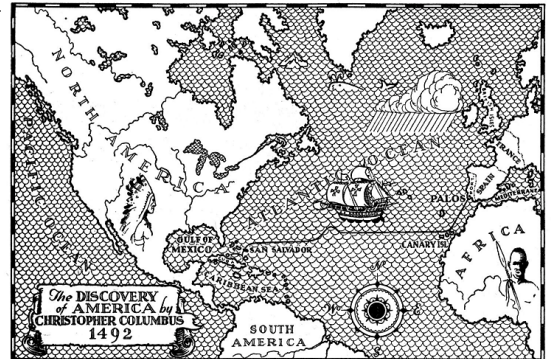


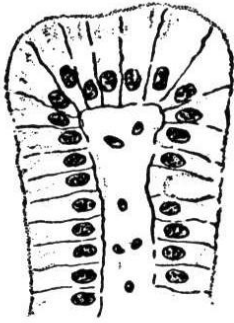
Prepositions Latin	
	in
	with
	through
	without

1. _____
2. _____
3. _____
4. _____


Types of Tissue:
Science

Columbus

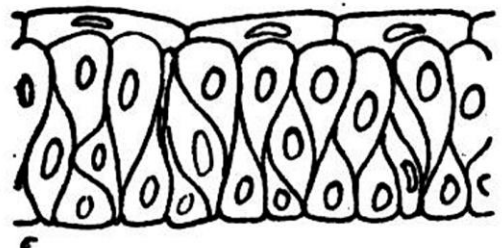




Types of Tissue:



SAMPLE PAGE



Define "Dots"

Draw dots

Define "Circles"

Draw circles

Define "Straight Lines"

Draw Straight Lines

Define "Curved Lines"

Draw curved lines

Define "Angle Lines"

Draw angled lines


SAMPLE PAGE

Geography-Week 1

Draw your map here

SAMPLE PAGE

SAMPLE PAGE



English Present participle _____

Science

Axial skeleton



Conjunctions

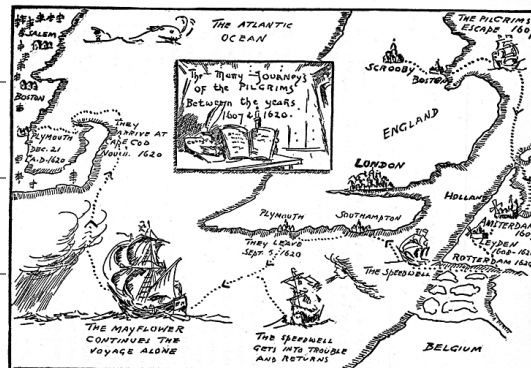
	and
	that
	but

Latin

SAMPLE PAGE

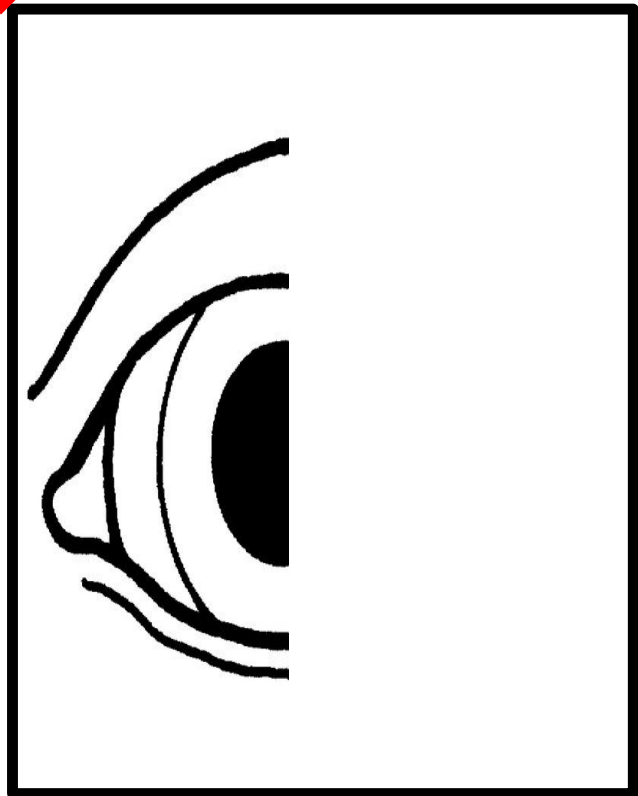


The Pilgrims

SAMPLE PAGE





SAMPLE PAGE



SAMPLE PAGE

Geography-Week 2

Draw your map here

SAMPLE PAGE