



Foundations  
Early Writers

# Junior w/ print font Learning Activity Book

This series is designed to supplement  
Cycle 2 of Classical Conversations

\*\*\* You will need to own the Classical Conversations guide to use this product.



A Journey Through Learning  
[www.ajourneythroughlearning.com](http://www.ajourneythroughlearning.com)

This series is designed to complement Cycle 2 of Classical Conversations.

**\*\*\* You will need to own the Classical Conversations Foundations Guide to complete these templates.**

Check out Classical Conversations for more information and to join a community near you!

We are not affiliated with

Classical Conversations in any way.

However, we do love their resources and our CC community! Give CC a try today!

<http://www.classicalconversations.com>

Join us on Facebook!

Please check our website at:

[www.ajourneythroughlearning.com](http://www.ajourneythroughlearning.com)

**While there, sign up for our email newsletters and receive a FREE lapbook!  
You'll also receive great discount codes, special offers, and find out what's new and what's to come!**

Authors: Nancy Fileccia and Pam Winget  
Copyright © 2016  
Published by A Journey Through Learning, L.L.C.

All rights reserved. No part of this book may be reproduced in any form without written permission from the publisher. Permission is granted to print for one family use only. Purchase of this book does not entitle reproduction of any part of this book for any entire school district system. Such use is strictly prohibited.

We follow the principals written and the laws created for the copyright law under the United States Constitution.

Images from [www.clipart.com](http://www.clipart.com)

Printed in the United States of America

## What you need to get started

\*A printed copy of the Activity Book™ by A Journey Through Learning

\*Copy of the **Classical Conversations Foundations Guide**.

**\*\*\*Please note: This workbook DOES NOT contain ANY of the memory sentences written out. These can be found in your Classical Conversations Foundations Guide.**

\*1 inch 3-ring binder with clear sleeve on the front

\*3 hole punch

\*Crayons, pencils and/or colored pencils

\*6 tabs- Label your tabs: History, Geography, English, Math, Science, Fine Arts

## How Do I Use this Early Learning Activity book Along With Classical Conversations?

This 24 week activity book is created with younger students in mind. It allows them to do school, too! We have created two different types of worksheets for you to choose from. There is a worksheet for NON WRITERS and a worksheet for EARLY WRITERS. Just choose the one that best fits your child. **You will need to own the Classical Conversations Foundations Guide to be able to complete these worksheets.**

You can still follow your relaxed, enjoyable learning style. This product is meant to be fun, NOT stressful. It is meant to enhance your student's learning experience.

**\*\*\*Please note: This workbook DOES NOT contain ANY of the memory sentences written out. These can be found in your Classical Conversations Foundations Guide.**

\*\*\* Please note there are no worksheets for Latin.

Each week contains the following pages:

History Sentence Coloring Sheet (non writers) or History Sentence Coloring & Writing Sheet

Geography Sheet

English- Learn one letter of the alphabet each week. We have included BOTH print and cursive for non writers. Children that are writing can use the English Copywork page.

Math-Counting

Science Worksheet

Fine Arts Worksheet

The workbook is made so that you can use your pages for 4 days of practicing the memory sentences. Simply cut off the left side of ONE page protector. Slip it over the page. Now, your student can use a write-on marker to do the page each day without actually writing on the page. Then on the last day, your student uses a pencil to write on the actual page. Move the same page protector to week 2 and start over. When the workbook is complete, you will have a record of your student's work for the entire year!

# Fun Things to do While Learning Your Memory Work

Do jumping jacks

Spin in circles

Talk in different accents

Talk as a cartoon character

Act as your favorite animal

Pretend that you are the teacher and teach your stuffed animals

Pretend that you are on T.V.

Play charades

Write your own songs or poems

Dress up as favorite people

Dress like you live in the time period you are studying

Sample Page



This workbook belongs to:

---

Grade

---

Campus:

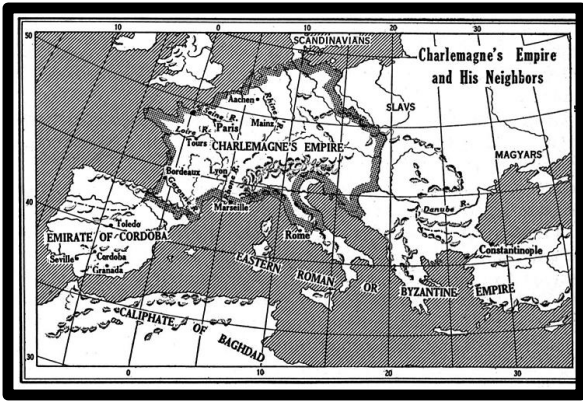
---

School Year:

---

Sample Page

## History Coloring Sheet Week 1

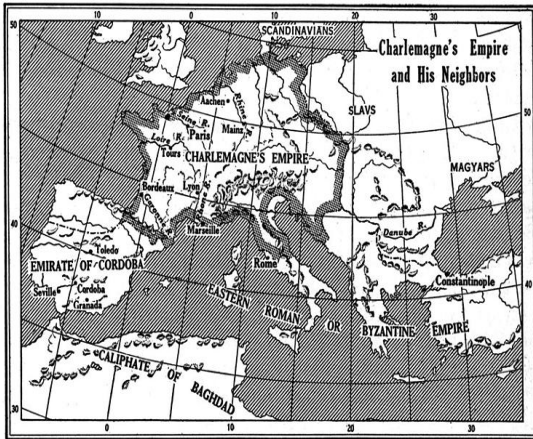


Color the map.  
Color the picture of Charlemagne being crowned.  
Write the word **Charlemagne**.  
Place behind your **History** tab.



# History Coloring & Writing Sheet Week 1

Color the map. Color the picture of Charlemagne being crowned.  
Practice writing your history sentence. Place behind your **History** tab.



---

---

---

---

---

---

---

---

Sample Page



---

---

---

---

---

---

---

---

# Geography Week 1

## Continents and Oceans

Place behind your **Geography** tab

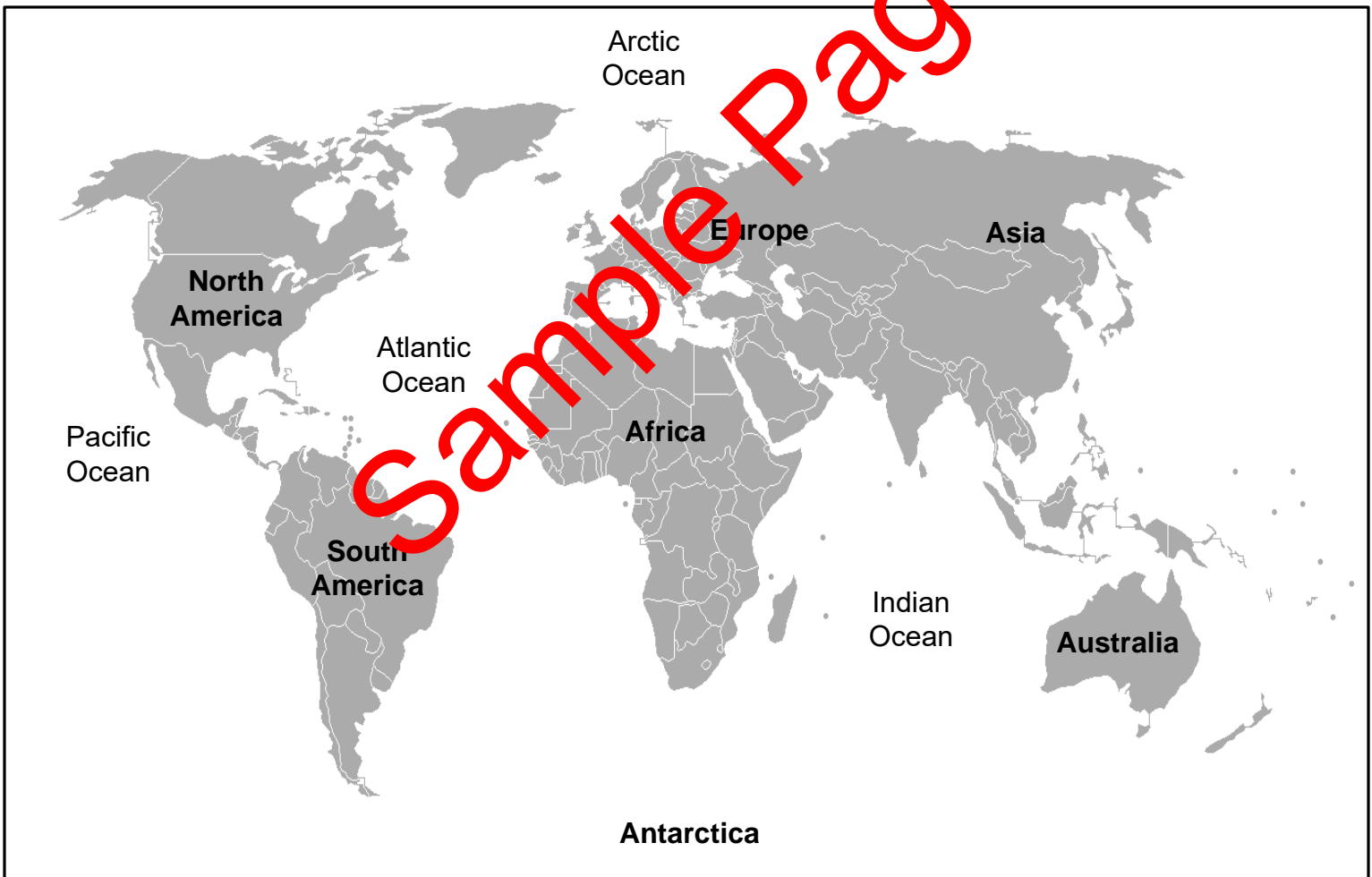
Find and circle each continent  
and ocean listed.

### Continents

North America  
South America  
Europe  
Africa  
Asia  
Australia  
Antarctica



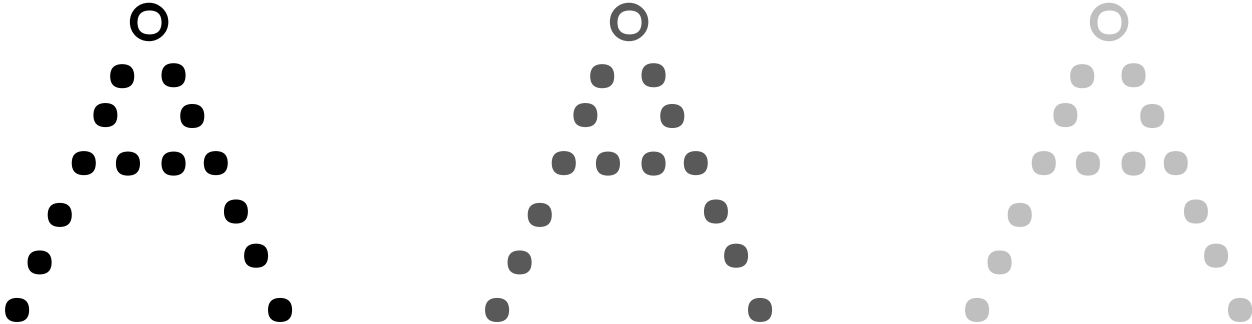
### Oceans

Pacific Ocean  
Atlantic Ocean  
Arctic Ocean  
Indian Ocean





Practice your print "A's." Place behind your English tab.



Trace the word. Practice writing the word.  
Place behind your **English** tab.

English Week 1

8 Parts of Speech

Noun

Pronoun

Verb

Adverb










Conjunction

Interjection

Preposition

Adjective

Practice your "1's." Place behind your **Math** tab.



Sample Page



Trace the words and practice your memory work.  
Draw or glue a picture of each biome.  
Place behind your **Science** tab.


Science **Week 1**

### Seven Types of Biomes

Grasslands




Deserts



Scrublands



Tundra



Coniferous



Deciduous



Forests

Tropical Rain Forests



Sample Page

# Basic Shapes--(OILS)

Place behind your Art tab.

Draw dots

Draw circles

Draw Straight Lines

Draw curved lines

Draw angled lines

Sample Page

Color the picture. Write the word **William the Conqueror**.  
Place behind your **History** tab.







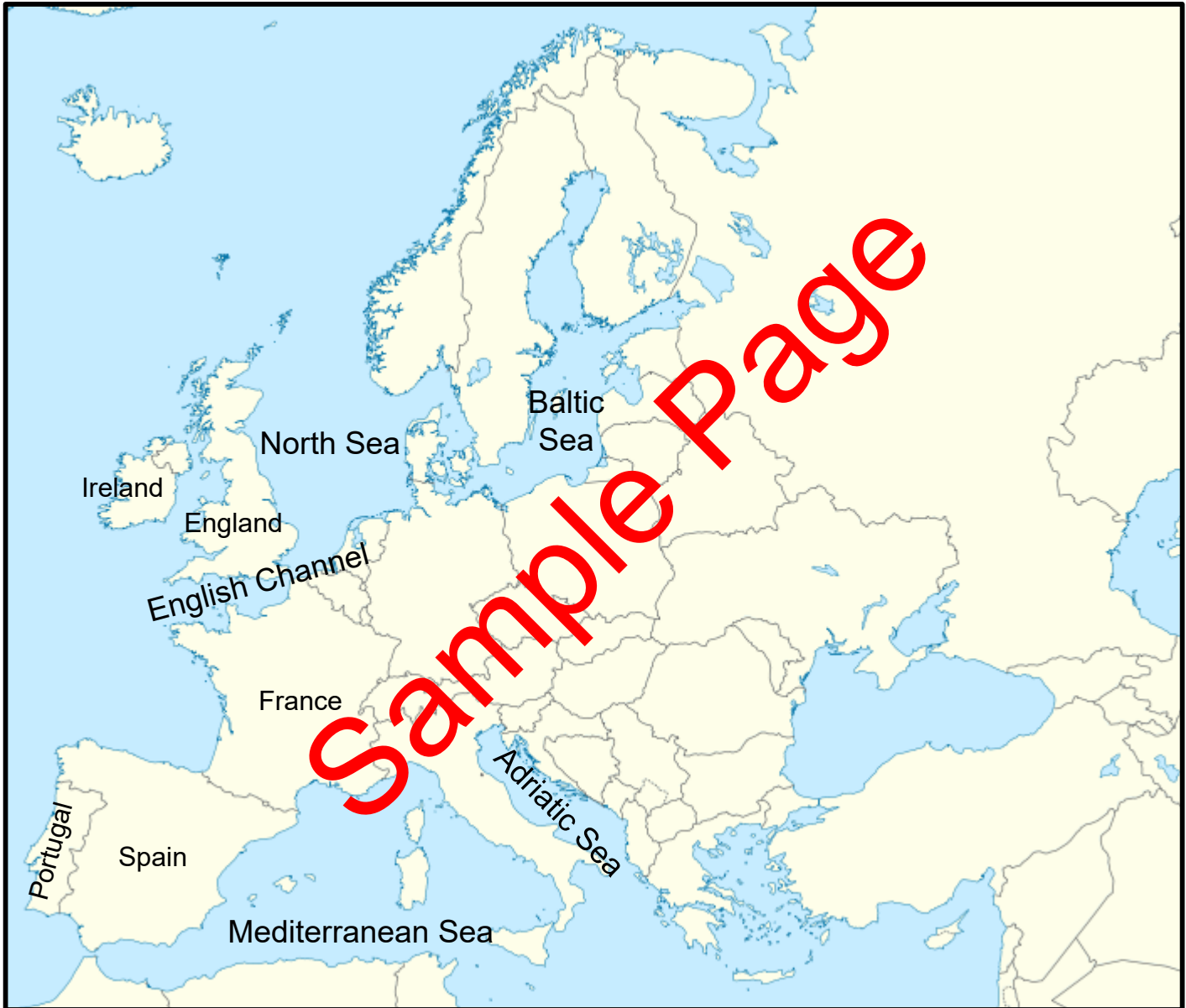
# Geography Week 2

## European Waters







Place behind your **Geography** tab

Find and circle each body of water listed.

- Baltic Sea
- North Sea
- English Channel
- Adriatic Sea
- Mediterranean Sea



Practice your print "B's." Place behind your English tab.



Trace the word. Practice writing the word. On the other lines practice writing the definition.  
Place behind your **English** tab.



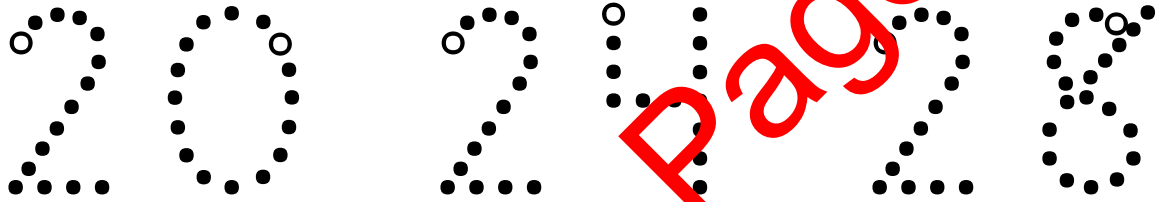
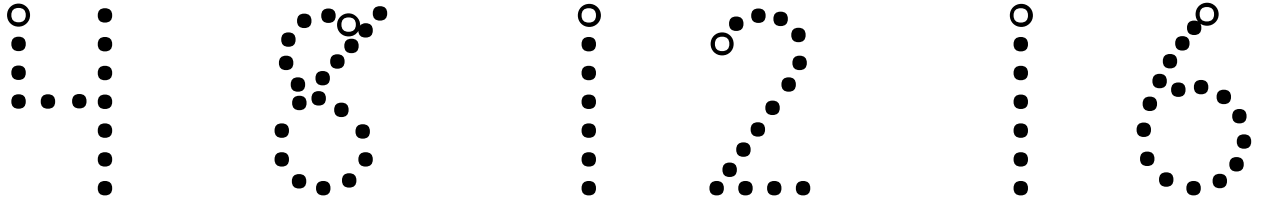
English Week 2

Pronoun

Sample Page





Practice your "4's." Place behind your **Math** tab.



Trace the words. In the box, draw or glue a picture of each type of consumer.

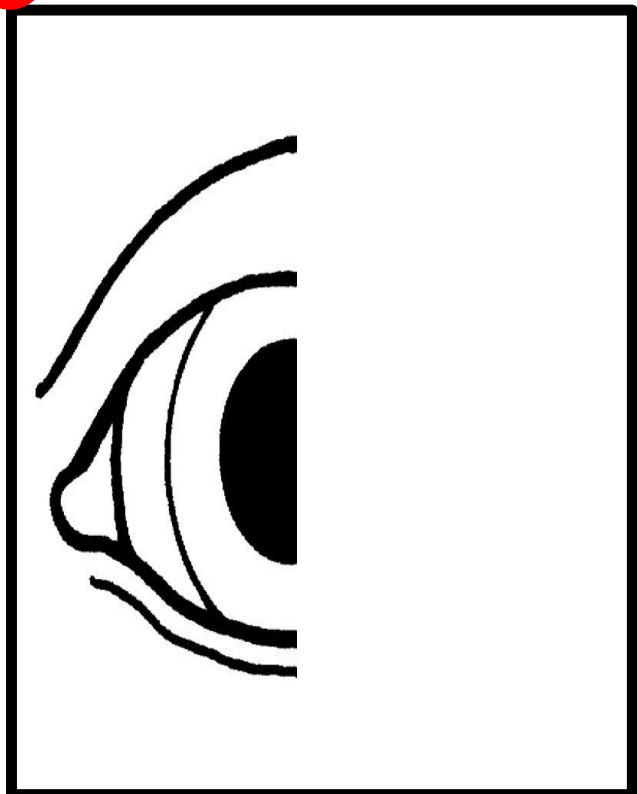


Place behind your **Science** tab.

### Three Types of Consumers



# Mirror Images

Place behind your Art tab.



Sample Page