



Any Age

American Revolution

Express (Quick) Lapbook

Mini Lapbook, Study Guides, Games, and Crafts



A Journey Through Learning
www.ajourneythroughlearning.com

Authors-Paula Winget and Nancy Fileccia
Copyright © 2013 A Journey Through Learning

Pages may be copied for other members of household only. For group use, please see our website to purchase a classroom/co-op license.

Please check our website at:
www.ajourneythroughlearning.com

While you are there, sign up for our email newsletter and receive a FREE lapbook!
You'll also receive great discount codes, special offers, find out what's new and what's to come!

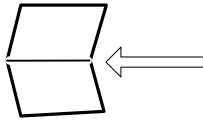
Join us on Facebook!

Clipart is from www.clipart.com with permission

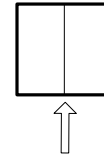
SAMPLE PAGE

Things to Know

Hamburger Fold-Fold horizontally



Hotdog Fold-Fold vertically

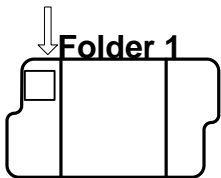


Dotted Lines-These are the cutting lines.

Accordion Fold-This fold is like making a paper fan. Fold on the first line so that title is on top. Turn over and fold on next line so that title is on top again. Turn over again and fold again on the next line so that title is on top. Continue until all folds are done.

Cover Labels-Most of the booklets that are folded look nicer with a label on top instead of just a blank space. They will be referred to as “cover label.”

How do I know where to place each template in the folder?

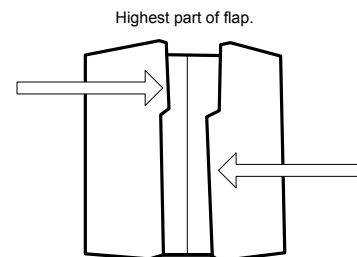
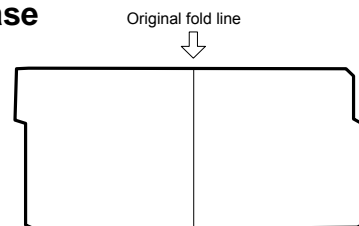


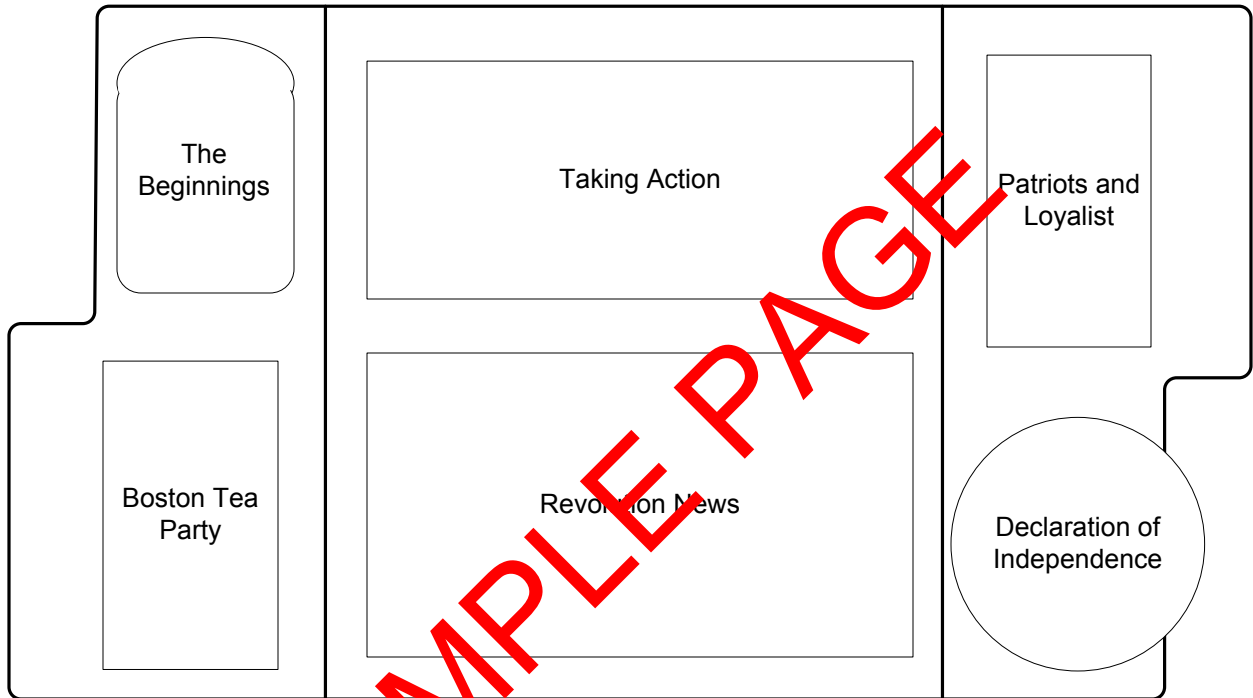
This placement key tells you the template goes in the first folder at the top of the left flap.

Folding a Lapbook Base

Gather the number of folders required for the project. Fold them flat as seen here.

For each folder, fold the left and right sides inward toward the original line to create two flaps. Crease so that the highest part of each flap is touching the original line. It is important not to let the two flaps overlap. *You may want to take a ruler and run it down each crease to make it sharper.*



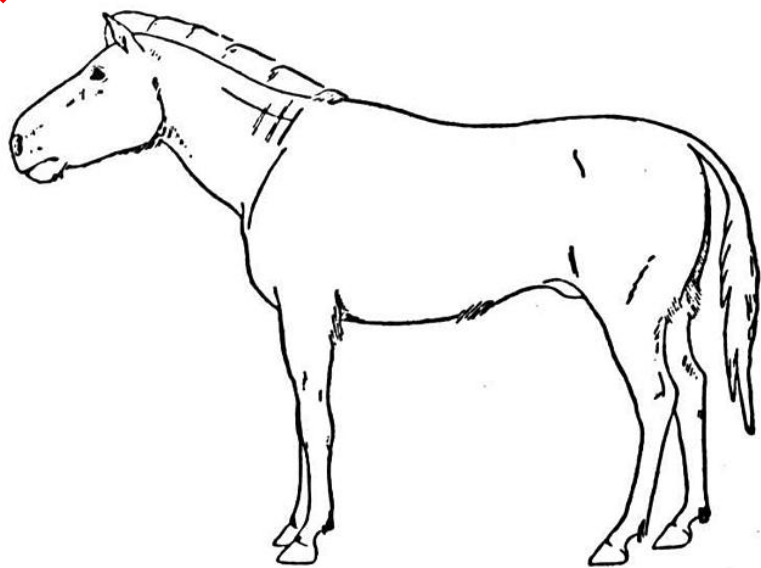


Complete the Scene

Cut on dotted line. Glue to the back of your folder. Draw a soldier on his horse. Add details like trees, soldier's camp, etc.

American Revolution

SAMPLE PAGE



American Revolution

After the end of the French and Indian War, the British decided that they needed a means to obtain money to help pay off the expenses of the war. Therefore, they began sending troops to the American colonies for “protection.” They then, in return, made the colonists pay for this protection. They tried to tell the colonists that they could not purchase products from anywhere but Britain. They also began to pass taxes such as the Stamp Act.

The colonists began to recognize that Britain was governing for the good of Britain and not for the good of America. The colonists decided that they did not want protection, goods, or taxes from Britain. They wanted to govern themselves the way they wanted without the input of Britain. The colonists got together and formed the First Continental Congress. They denounced British laws and said that they wanted to be independent.

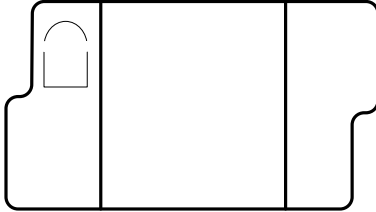
Angered by this, the King sent soldiers to America to regain control. When British troops landed in Concord, Massachusetts, the American soldiers were ready, and they fought back. The first battle began in 1775. This battle marked the beginning of the American Revolution. George Washington was chosen as the leader of the Continental army.

On July 4, 1776, the new American states adopted the Declaration of Independence. For three years the battles continued, with each side winning some and losing some. The war finally ended on September 3, 1793, with the signing of the Treaty of Paris. With this treaty, Great Britain gave up its control of the colonies and the colonists finally won their true independence.



The word revolution means a complete change in government. The people who lived in America but still remained loyal to the British King were called “Tories”. One-third of all Americans opposed the War. It is said that the British had more American men fighting on her side, then George Washington had fighting with him.

Folder 1



Read **American Revolution**.

Cut out each piece on this page. Fasten together at the top with a brad (or staple). Glue into lapbook.

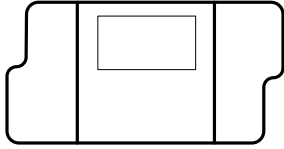
Directions: Write your answer on the lines provided.

Why were the American colonists unhappy?

Why were the British bothering the Americans?

SAMPLE PAGE

Folder 1



Read **American Revolution**.

Cut out each piece. Stack on top of each other. Staple at the top.
Glue into the lapbook.

Directions: On each booklet, tell what you have learned.



Taking Action

What was the First Continental Congress?

Who was elected leader of the Continental Army?

What does the word "revolution" mean?

Boston Tea Party

In 1773, a Boston lawyer colonist named James Otis began stirring up the other colonists. He was angered that the British Parliament was making all the rules concerning the American colonies. Otis told the colonists that they should be allowed to vote the way they wanted. No one from the colonies was allowed to protest or be a member of the British Parliament. Otis told the colonists, "taxation without representation is tyranny."

To keep the peace, the British government gradually began to give the colonists some of the things of which they were complaining. They took away all taxes except the tax on tea. Still, the colonists were not happy. On December 16, 1773, angry Patriots, dressed as Indians, slipped quietly onto British ships without the soldiers or sailors seeing them and dumped 342 crates of tea into Boston Harbor.


This act by the colonists angered King George III. To punish them for this act, he closed all of the ports in the Boston Harbor. He told the colonists that nothing would be shipped in or out of the harbor until the tea was paid for.



The name of the political group that Otis belonged to was called The Sons of Liberty. The now famous Paul Revere was also a member of this party.



Folder 1



Read **Boston Tea Party**.

Cut out the booklet. Glue into lapbook.

Directions: On the booklet, tell what you have learned.



**What
happened
during the
Boston Tea
Party?**

SAMPLE PAGE
