



Grades 5 and up


TruthQuest History

Age of Revolution II

America/Europe (1800-1865)

Notebooking Pages

Sample Page



A Journey Through Learning
www.ajourneythroughlearning.com

Please check our website at:
www.ajourneythroughlearning.com

**While there, sign up for our email newsletters and receive a FREE lapbook!
You'll also receive great discount codes, special offers, and find out
what's new and what's to come!**

Join us on Facebook!

These notebooking pages were especially created to accompany TruthQuest History

By: Michelle Miller

www.truthquesthistory.com

It was created with her blessing!

Sample Page

Authors: Nancy Fileccia and Paula Winget

Copyright © 2012

Published by A Journey Through Learning, L.L.C.

All rights reserved. No part of this book may be reproduced in any form without written permission from the publisher. Permission is granted to print for one family use only. Purchase of these notebooking pages does not entitle reproduction of any part of the pages for any entire school, district, system. Such use is strictly prohibited.

Library of Congress printed)

Printed in the United States of America

Acknowledgments

Special thank you to Michelle Miller for permission to use her wonderful book *TruthQuest History: Age of Revolution II*.

Also for her valuable input and editing of the original manuscript.

TruthQuest History is published by
TruthQuest History
P.O. Box 2128
Traverse City, MI USA 49685-2128

Printed in the United States of America

Check out all of the wonderful products by TruthQuest History at

www.TruthQuestHistory.com

Dear Fellow Learners,

I am very grateful to Nancy and Paula for creating this fun companion to *TruthQuest History: Age of Revolution II*. Many of you have long had such an item on your TQH wish list. Please enjoy fully!

But do also remember, please, that the Lord is the Master of our homeschool, not *TruthQuest History* nor these fun materials. He knows what best fits your children: their unique learning abilities, interests, and future missions! And He has called *you* to implement His will for your children, so you can walk in that confidence. You thus have full authority to tweak or omit any pages for your students' benefit. Our assurance is not in "doing it all," but in being His appointed servants.

Yes, the Lord loves the conscientious heart which characterizes parents. However, we must be certain this quality does not become a hindrance by having the children do overmuch just for the sake of our "love of completion" and "frugality."

So, please harness these great tools for your precious family. Enjoy the activities which promote your children's learning experience, and pass over those which better fit other families. How can you know? By keeping the overall learning goal first and foremost! And that is...to give your children an expanding love and deepening respect for our Creator God (the Great Initiator of history), and keeping the love of history alive in their hearts so they are life-long learners. With that "filter," you can confidently decide which elements of these terrific resources are truly beneficial for your unique family. Thankfully, they are all at your fingertips!

God bless your *Quest for Truth!*
Michelle Miller
TruthQuest History
www.TruthQuestHistory.com

What is Notebooking?

Notebooking is a new term for an old concept-journaling! Notebooking is simply taking the old boring, black and white composition notebook and replacing it with a 3 ring binder. Then the fun begins!

Why is Notebooking a great teaching tool?

Notebooking pages give a child a place to become creative. Through notebooking, your child will be using and developing many important skills. He/She will use narration skills, writing skills, organizational skills and even artistic skills. It also allows you to know how much your child has understood and gained from the subject.

Sample Page

How do I use these notebooking pages with the *TruthQuest History* program?

You will find a notebooking page for most of the topics in the program. Simply read about the topic of study, then have your child “re-tell” what they have learned on the page. Once the notebook is completed, your child will then be able to share his/her new-found knowledge with dad, grandparents, or even themselves in a creative and fun way. The notebooks also become a great way to look back over the year to see how your child has grown in language usage, penmanship, and creativity.

Table of Contents

America's Early Republic
New capital city, Washington, D.C.
Art of the Early Republic
"Tour" of current Washington, D.C.
Land-a-Rama! Lewis & Clark
Louisiana Purchase
Sacajawea
Zebulon Pike
Barbary Pirates
Alexander Hamilton & Aaron Burr
Napoleon



ThinkWrite 1: "Gimme the crown!"

Rosetta Stone
Napoleonic Wars
War of 1812/America
President James Madison & Dolly Madison
Tecumseh and William Henry Harrison
Old Ironsides
British attack on Washington, D.C.
Francis Scott Key
Battle of New Orleans
General Andrew Jackson in War of 1812
Pirate Lafitte

Science and Industry

ThinkWrite 2: "Free?"

Nathaniel Bowditch
Industrial Revolution

ThinkWrite 3: "Moolah!"

ThinkWrite 4: "What does the Big Boss say about being a boss?"

Revival
Pioneers Head West...South...and North
Native Peoples
Cherokee and the Trail of Tears
Johnny Appleseed
Davy Crockett
John James Audubon
Mountain Men
Santa Fe Trail
Erie Canal
James Monroe

Early American Literature

Nathaniel Hawthorne

Noah Webster

Sectionalism/Slavery

ThinkWrite 5: "The race is on!"

John Quincy Adams

Presidency of Andrew Jackson

ThinkWrite 6: "How's 'about you?!"


Romanticism

ThinkWrite 7: "What does it all mean?"

Irish Potato Famine

Reform and Missions

ThinkWrite 8: "Select-a-Guy!"



Sample Page

Table of Contents continued

Romantic Movement-Composers

ThinkWrite 9: "Select-another-Guy!"

Romantic Movement-Painters

Romantic Movement-Authors

Karl Marx

ThinkWrite 10: "What's the diff?"

Revolution of 1848

Decembrist Revolution in Russia

Nationalist Movement-Bohemian/Czech Composers

Nationalist Movement- English Composers

Nationalist Movement- Finnish Composers

Nationalist Movement- Hungarian Composers

Nationalist Movement- Norwegian Composers

Nationalist Movement- Polish Composers

Nationalist Movement- Russian Composers

Nationalist Movement- Spanish Composers

Nationalist Movement- French Writers

Nationalist Movement- English Writers

Nationalist Movement-Authors

Queen Victoria

Victorian Era

British Commonwealth and colonialism

American Southwest

Alamo

Heroes of Texas

Battle of California

Oregon Trail

California Gold Rush

People of the California Gold Rush

Clipper Ships and Trade at Sea

Whaling

Pony Express

Underground Railroad

ThinkWrite 11: "Shining Example"

Harriet Tubman

Abraham Lincoln

Confederate States of America

Jefferson Davis

War Between the States

Events of 1861

Events of 1862

Events of 1863

Emancipation Proclamation

Events of 1864

Events of 1865

Naval Battles

Naval Heroes

Famous Folk of the War Between the States


African-American Soldiers

Civil War Spies

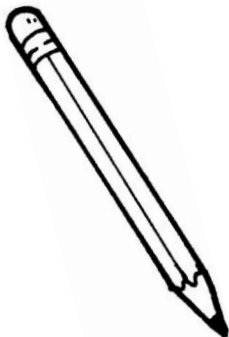
Civil War Uniforms and Weaponry

Civil War Animals

Report Form for Historical Fiction Reading

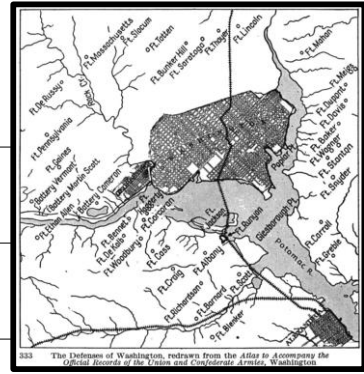


Sample Page



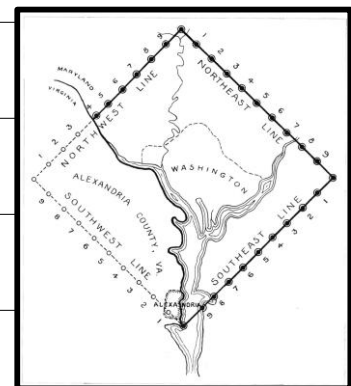
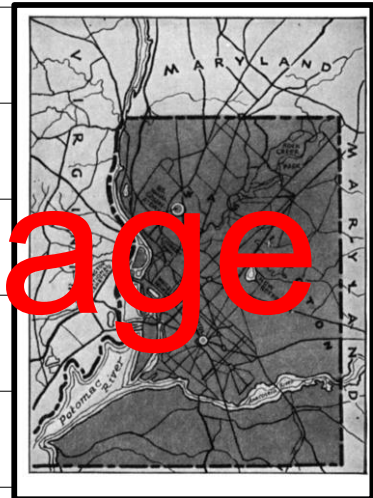
America's Early Republic

Sample Page

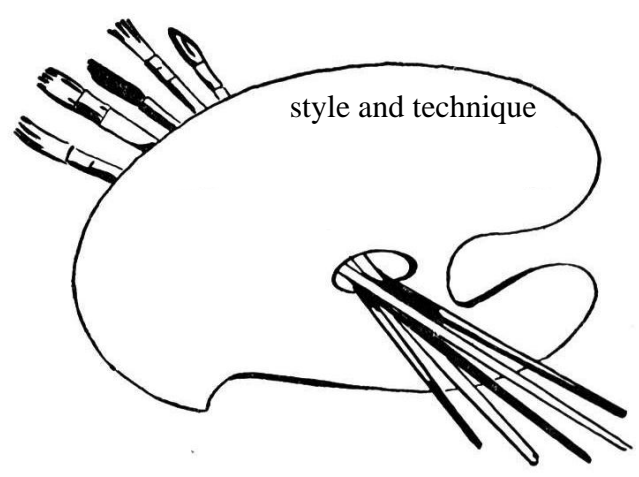


New capital city, Washington D.C.


Sample Page



Art of the Early Republic

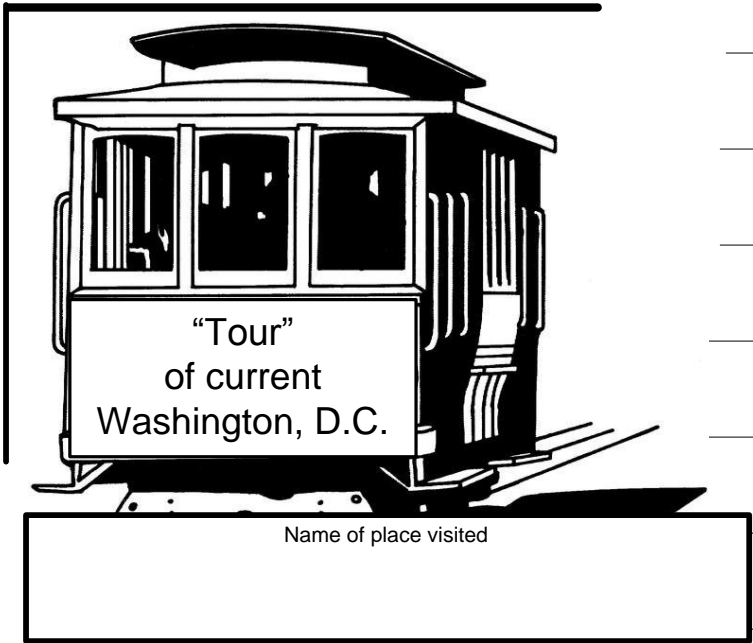


Sample Page



Name of Painter

Make a copy of this page for each artist you study.



Sample Page

Draw a picture of the place you visited.

Make a copy of this page for each location that you study.

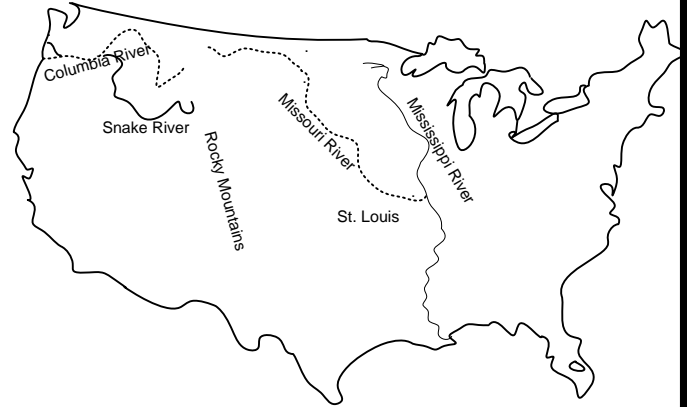
Land-a-Rama!
Lewis & Clark

Sample Page


Meriwether Lewis

William Clark

Shade in the area that became the La. Purchase.



Sample Page



Louisiana Purchase

Sacagawea

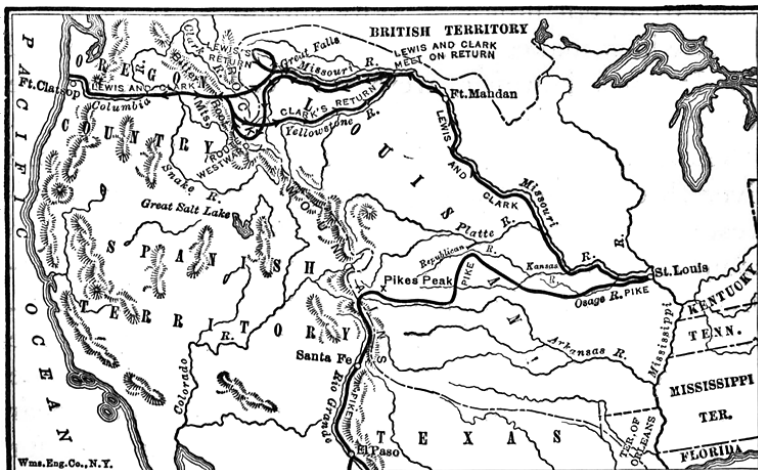
Sample Page

Sacagawea




Zebulon Pike


Sample Page



Barbary Pirates



Sample Page



“For use by those families who choose to study this politically complicated topic.”

Alexander Hamilton & Aaron Burr

Sample Page

