

A good & brand new product. Congrats!
Enjoy brighter life now.

Feel free to contact us
Email: service@hi-hyperlite.com
Toll-free number: +1(855) 688 7879



3 PANEL GARAGE LIGHT

RELIABLE SOLID BRIGHT

3 PANEL GARAGE LIGHT



FEATURES & SPECIFICATIONS

Performance Data		TK-DFL-60WX8F-5000K	TK-DFL-80WX8F-5000K
General	Lumens	9000LM	12000LM
	Efficacy	150 LM/W	
	CCT	5000K	
	Beam angle	120°	
	Power factor	>0.9	
	CRI	>80	
	Color finish	Black	
Electrical	Power	60W	80W
	Input voltage	AC100-277V	
Physical	Warranty	5 Years	

ATTENTION

BEFORE YOU INSTALL

Read these instructions completely and carefully.

WARNING

RISK OF ELECTRIC SHOCK

- Turn power off before inspection, installation or removal.
- Properly ground electrical enclosure.
- Follow all NEC and local codes.
- Use only UL or IEC approved wire for input/output connections.

Prepare Electrical Wiring



Electrical Requirements

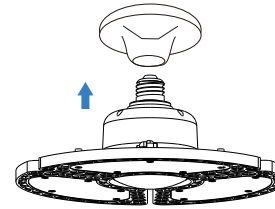
The LED driver must be supplied with 100-277 VAC, 50/60 Hz per product label and connected to an individual properly grounded branch circuit, protected by a 15 or 20 ampere circuit breaker.

DESCRIPTION

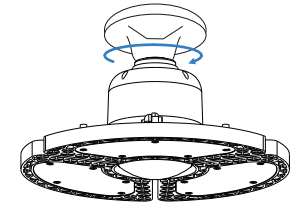
Know your garage light details



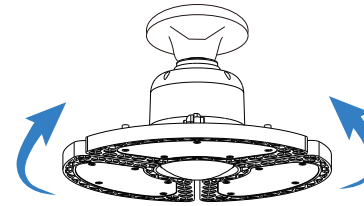
INSTALLATION



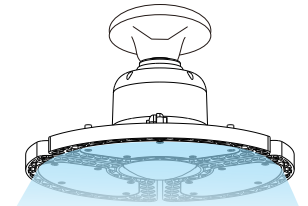
1. Align the E26 screw socket.



2. Rotate the LED garage light counterclockwise until tight fit.



3. Adjust the angle you need.



4. Open the LED garage light.

If you have an E39 standard base socket while our garage light is an E26 mogul base, please do not worry, we are equipped with an E39 to E26 socket converter for you. With this converter, you could use an E26 garage light in an E39 base socket.

NOTE!

- This equipment is only for professional installation. Non-professional personnel shall not remove or install the equipment.
- To avoid damage, falling, electric shock or fire, please do not modify the lamp or replace accessories without confirming with the supplier.
- Maintenance/installation and replacement the lamps, please confirm to cut off the power supply, and the lamps have set up a cooling. Please make sure the lamps properly installed before processing power.

■ LED High Bay Light



Hero Black Series



Hero White Series



Radar Series



Saturn Series



Saturn Series



Will Series

■ LED Wall Pack Light



Space Series



Oval Series



Wall. E Series

■ LED Area Light



Hope Series

■ LED Canopy Light



Vega Series

■ LED Flood Light



Mars Series

■ Vapor Tight Light



Capsule Series

■ Temporary Work Light



Hive Series

HYPERLITE
www.hi-hyperlite.com



More products...