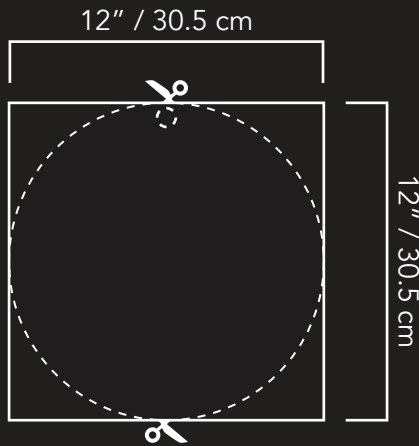



CREATE A TEMPLATE TO VISUALIZE THE SCALE OF A LIGHT

It can be difficult to imagine the scale and proportions of a light fixture inside of a room. Creating a template or model can help relieve the stress of ordering the correct size of lighting for your space.


1. Cut a cardboard or posterboard template to the size of your desired shade or fixture.



2. Punch a hole in your template and tie a string through the hole. Attach the string to the ceiling.



3. Measure the overall fixture length from the ceiling to the bottom of the template.



4. When ordering, select the length closest to the measurement of your template.

Overall Fixture Length

17.5	▼
23.5	
29.5	
35.5	
47.5	