

PULSAR[®]

shift

USER MANUAL



THANK YOU for purchasing the Pulsar® Shift vaporizer for dry herb, wax, and thick oils. Read and follow the instructions carefully, and keep them in a safe place for future reference.

We hope you enjoy the quality and performance of your new vaporizer. You must be over 21 years old to purchase and use the Shift. This product should not be used by children, women who are pregnant or breast feeding, or those with life threatening illnesses without first consulting a doctor.

The Shift is not a medical device and is not intended to diagnose, cure, treat, or prevent any disease or other condition. If you have any health problems, consult your doctor before using. The Shift is not intended to administer medicinal or illegal substances of any kind. Any illegal use of this device could subject the user to severe fines, penalties and/or imprisonment under the laws of your jurisdiction. For proper intended use only.

THIS PRODUCT DOES NOT CONTAIN TOBACCO OR ILLEGAL SUBSTANCES.

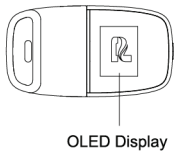
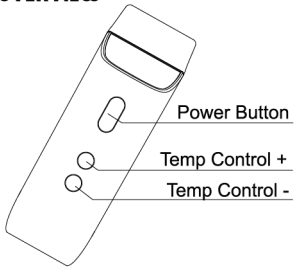
QUICK START GUIDE

First, attach the Pulsar® Shift to the included USB Charger, and plug into a handy USB port. Make sure to not let the unit hang as this can damage the USB connection. While charging, a "Charging" graphic will appear on the top OLED screen. Unit is fully charged in approximately 1.5 hours.

Before first using the Shift with product, heat the unit a few times empty. This will burn off any impurities collected during manufacturing.



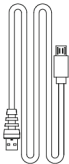
SHIFT OVERVIEW



KIT INCLUDES:



Silicone
Mouthpiece
Screen



USB
Cable



Packing
Tool



Cleaning
Brush



Tweezers



Quartz
Concentrate
Tank

SPECIFICATIONS

Size :	50*27.3*81mm
Battery Capacity	1600mAh
Charging Voltage/Current	5V/1A
Lock/Unlock:	Press 5 times consecutively
Safety Power Duration:	240 seconds
Battery Low:	Low Battery Symbol is displayed
Temperature Range :	320°F–430°F
Charging Time :	< 2 hours

WARNING: Always store the Shift in a dry, shaded place to protect the battery against the elements.

KEEP OUT OF REACH OF CHILDREN AND/OR UNQUALIFIED PERSONS.

OLED DIGITAL SCREEN INSTRUCTIONS



Turn On/Off



Low Battery



Charging



Error
Occurred



Auto Shut Off
Countdown



Temperature
Setting

KEY FEATURES



True Convection
Vaporizer



Temperature Range
320°F–430°F



Micro USB
Charging



25-second
Heat Time



Glass Tube Airpath



1 Year Warranty

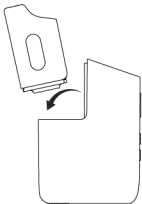
HELPFUL TIPS

1. For best results, fill chamber halfway or slightly more, but do not pack tightly. This allows for even heat distribution and room to stir your herbal blends if necessary throughout usage.
2. To maximize efficiency, after each session, allow unit to cool, and then stir herbs before the next cycle.
3. Be sure to turn off the unit when you are done by pressing the on/off button 5 times within 2 seconds.

USING THE SHIFT

Once you packed the dry herbs into the heating chamber, press the power button 5 times in rapid succession. The OLED screen will display device's current temperature. The indicator light glowing within the mouthpiece will be **RED** when heating. Once the desired temperature is reached, it will turn to **GREEN**. Smoke session is now ready! The Shift will automatically shut off after 4 minutes. This is the device's safety duration. To reactivate the heating element, simply click the power button 5 times in rapid succession.

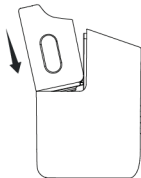
HOW TO LOAD WITH DRY HERB



1. Push top lip of mouthpiece away from unit

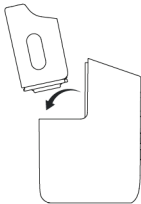


2. Load ground material loosely



3. Snap mouthpiece back in place

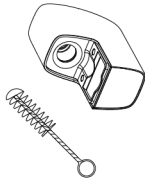
HOW TO CLEAN



1. Push top lip of mouthpiece away from unit

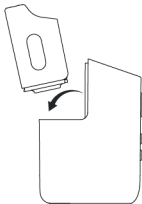


2. Remove the spent material from the chamber with the stir tool



3. Use the cleaning brush to remove and clean debris

HOW TO LOAD WAX AND THICK OILS



1. Remove mouthpiece



2. Pull silicone cap off of the quartz cup



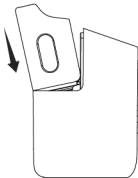
4. Replace silicone cap



3. Load wax or thick oil

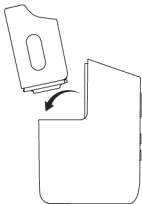


5. Place quartz cup into chamber



6. Re-attach mouthpiece

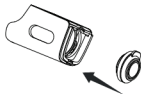
HOW TO REPLACE SILICONE MOUTHPIECE SCREEN



1. Remove mouthpiece



2. Pull silicone screen off at the tab





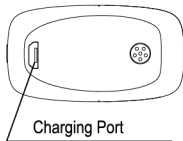
3. Replace with new silicone screen ring



4. Securely press the silicone screen ring into place

CHARGING INSTRUCTIONS

1. Battery capacity: 1600mAh.
2. Initially charge the Shift for approximately 1.5 hours. The Battery will stop charging when the icon is full. 
3. When battery level is low, charge battery with included micro USB cable to either your computer USB port or compatible wall charger. Low battery level will be indicated with icon  Low Battery.
4. Do not use the Shift while charging.



IMPORTANT USAGE TIPS

1. Rapid press Power button 5 times with in 2 seconds to power on/off.
2. Press and hold power button and "-" buttons simultaneously with 2 seconds to change from Fahrenheit to Celsius degrees or from Celsius to Fahrenheit.
3. Adjust to desired temperature manually using "+" or "-" buttons.
4. Your vaporizer is equipped with a 4-minute auto shut-off time to prevent waste and overheating.

IMPORTANT SAFETY WARNINGS:

Do not expose to extreme temperature or direct sunlight. Do not drop the Pulsar® Shift or accessories. Do not drop or submerge in any liquid. Do not modify the electronics in any way. Only charge with the included USB cable. Only use a 5V/1A rated wall charger; and, it is never advisable to use a vehicle's power source for charging. Shift is intended for adults only. Do not sell or provide to minors. Keep all parts, concentrates, herbs, and liquids away from children and pets. Shift is not a medical device and is not intended to diagnose, treat, mitigate, cure, or prevent any ailment, disease, or other conditions. Consult a physician before use, especially if you suffer from heart disease or any other medical condition, or if you are pregnant or breastfeeding. Failure to follow any of these instructions could result in product damage, property damage, or personal injury.

LIMITED WARRANTY:

Shift is guaranteed from manufacturer defects or malfunction from the original date of purchase for a period of 1 year. This limited warranty protects against manufacturer defects under normal use and does not apply to normal wear and tear, improper use, and accidental damage from dropping or submerging in liquid, improper cleaning, neglect, or any other damage that is not a result of defective materials or workmanship. If your Shift qualifies for servicing, we will repair or replace, at our discretion and expense, any defective parts or materials. Purchaser must provide a copy of the original dated sales receipt and may be required to provide shipping to return defective parts or materials. We intend to complete all repairs/replacements within 7 business days, although this timeframe may vary depending on shipping, replacement part availability, or other related factors. The lawful and proper use of this device is a condition of sale. Any improper use of the Shift will void the warranty. Warranty is nontransferable. This warranty gives you specific legal rights, and you may also have other rights, which vary from state to state.

For warranty servicing, contact us at:

PULSARVAPORIZERS.COM

Manufactured by Pulsar, Asheville, NC 28806

Designed in USA • Made in China



PULSAR
ENJOY HIGHER CULTURE™
PULSARVAPORIZERS.COM

PU-0314-21