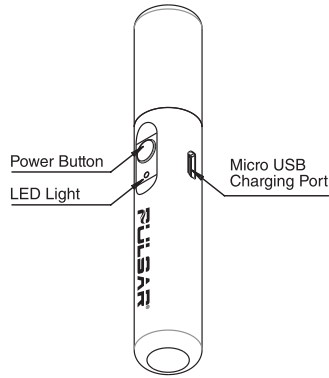


FEATURES:

- Cartridge Pre-Heat - 1.5V for 15 seconds
- Shell Pre-Heat - 1.2V for 30 seconds
- Voltage Range - 2.8V-4.0V
- Over Vape Protection (12-second vape limit)
- Fits carts up to 11mm wide (0.5ml carts recommended for best results)



ENJOY HIGHER CULTURE™

INCLUDES:

- USB Cable
- Magnetic Connector
- 6 Month Limited Warranty

SPECS:

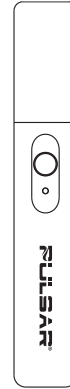
- 650mAh Battery
- 4 Voltage Levels
- Size: 16mm x 98.1mm
- Micro USB Port
- Voltage Output - 5V
- USB Input - 5V



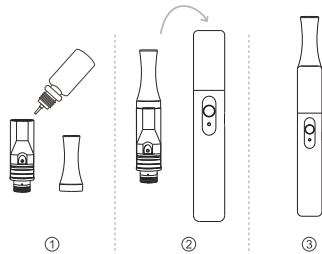
PULSARVAPORIZERS.COM

PU-0282-20

PULSAR® PHD PRE-HEAT DEVICE



FILL AND ATTACH CARTRIDGE:



GETTING STARTED:

Charge battery fully before use. Only use included USB cable. Plug into a 5V-rated USB brick. Do not let device hang by the USB cable. Full charge in approximately 1.5-2 hours. LED will pulse RED while charging, changing to YELLOW, and then to GREEN when fully charged.

CAUTION: It is never advisable to charge battery devices using auto-mobile power outlets.

POWER/VOLTAGE SELECTION:

Click 5x to Turn On/Off (device will power to last selected voltage).

Click 3x to Change Voltage.

- Red / 4.0V
- Green / 3.6V
- Blue / 3.2V
- White / 2.8V

DUAL PRE-HEAT OPERATION:

Click 2x to enter Pre-Heat Mode.
Click 1x to exit Pre-Heat Mode at any time.

Cartridge Pre-Heat Mode (heats from the coil up): During the first 1-15 seconds, cartridge preheats at 1.5V represented with a pulsing BLUE LED.

Shell Pre-Heat Mode (heats the entire cartridge simultaneously). During the remaining 15-45 seconds, the shell of the battery preheats at 1.2V represented with a pulsing GREEN LED.

OPERATION:

- Attach the magnetic connector to the bottom 510 threading of the cartridge, and drop into the shell of the battery.
- Once voltage and pre-heat have been selected, press and hold the button to activate.

POWER STATUS LED:

- GREEN - Full Charge
- YELLOW - Medium Charge
- RED - Low Charge
- Low Voltage Protection: Battery will flash RED 8 times when the power is too low, and will not activate.
- Short Circuit Protection: Battery will flash RED 3 times and will not activate.
- Overcharge Protection: Battery LED will stay solid GREEN when fully charged and stop charging automatically.

WARRANTY:

Pulsar® PHD is guaranteed from manufacturer defects or malfunction from the original date of purchase for a period of 6 months. This limited warranty protects against manufacturer defects under normal use and does not apply to normal wear and tear, improper use, and accidental damage from dropping or submerging in liquid, improper cleaning, neglect, or any other damage that is not the result of defective materials or workmanship. If your device qualifies for servicing, we will repair or replace, at our discretion and expense, any defective parts or materials. Purchaser must provide a copy of the original dated sales receipt and may be required to provide shipping to return defective parts or materials. We intend to complete all repairs/replacements within 7 business days, although this timeframe may vary depending on shipping, replacement part availability, or other related factors. The lawful and proper use of this device is a condition of sale. Any improper use of the device will void the warranty. Warranty is nontransferable. This warranty gives you specific legal rights, and you may also have other rights, which vary from state to state.