

A

A

B

B

C

C

D

D

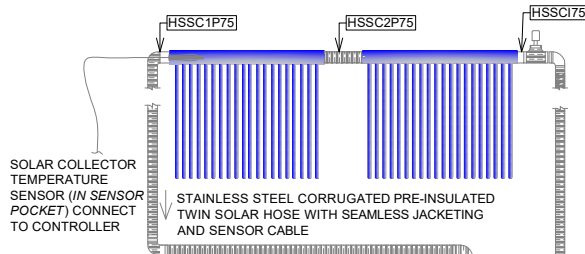
E

E

F

F

### VACUUM TUBE SOLAR COLLECTOR



FEMALE THREADED SAFETY VALVE OUTLET TO CONNECT TO NEAREST DRAIN

EXPANSION TANK

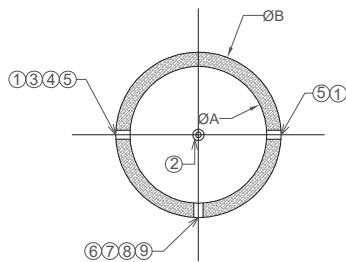
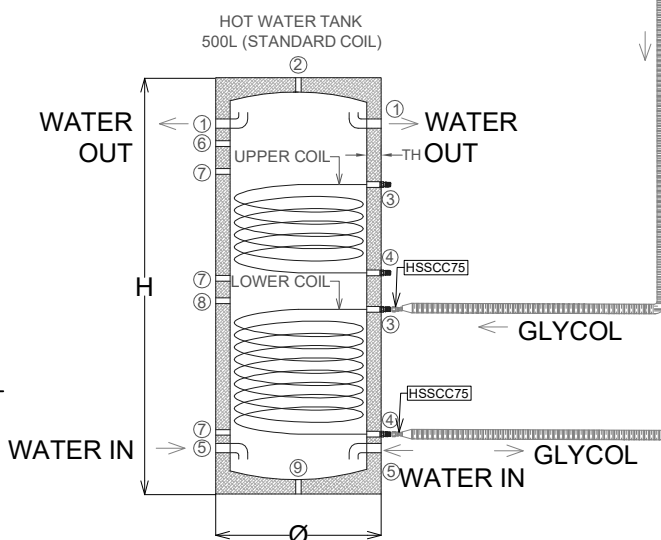
### SOLAR PUMPING STATION KIT

#### PUMPING STATION INCLUDES:

1. SAFETY VALVE: 6BAR - 1/2" FEMALE OUTLET
2. MANOMETER: 0-6BAR
3. CHECK VALVE
4. CIRCULATION PUMP
5. DIGITAL FLOW METER
6. RETURN OUTLET CONNECTION (FROM COLLECTOR): 3/4"
7. WIRING TERMINAL OF CONTROLLER
8. EPP INSULATION CASE
9. FLOW OUTLET CONNECTION (TO COLLECTOR): 3/4"
10. INTEGRATED SOLAR CONTROLLER
11. WALL MOUNTING BRACKET
12. ACCESSORY BAG (INCLUDE 2 \* SCREW AND DOWEL ; 2 \* STRAIN RELIEF)
13. OPERATION AND MAINTENANCE MANUAL.

#### SUPPLIED WITH THE PUMPING STATION

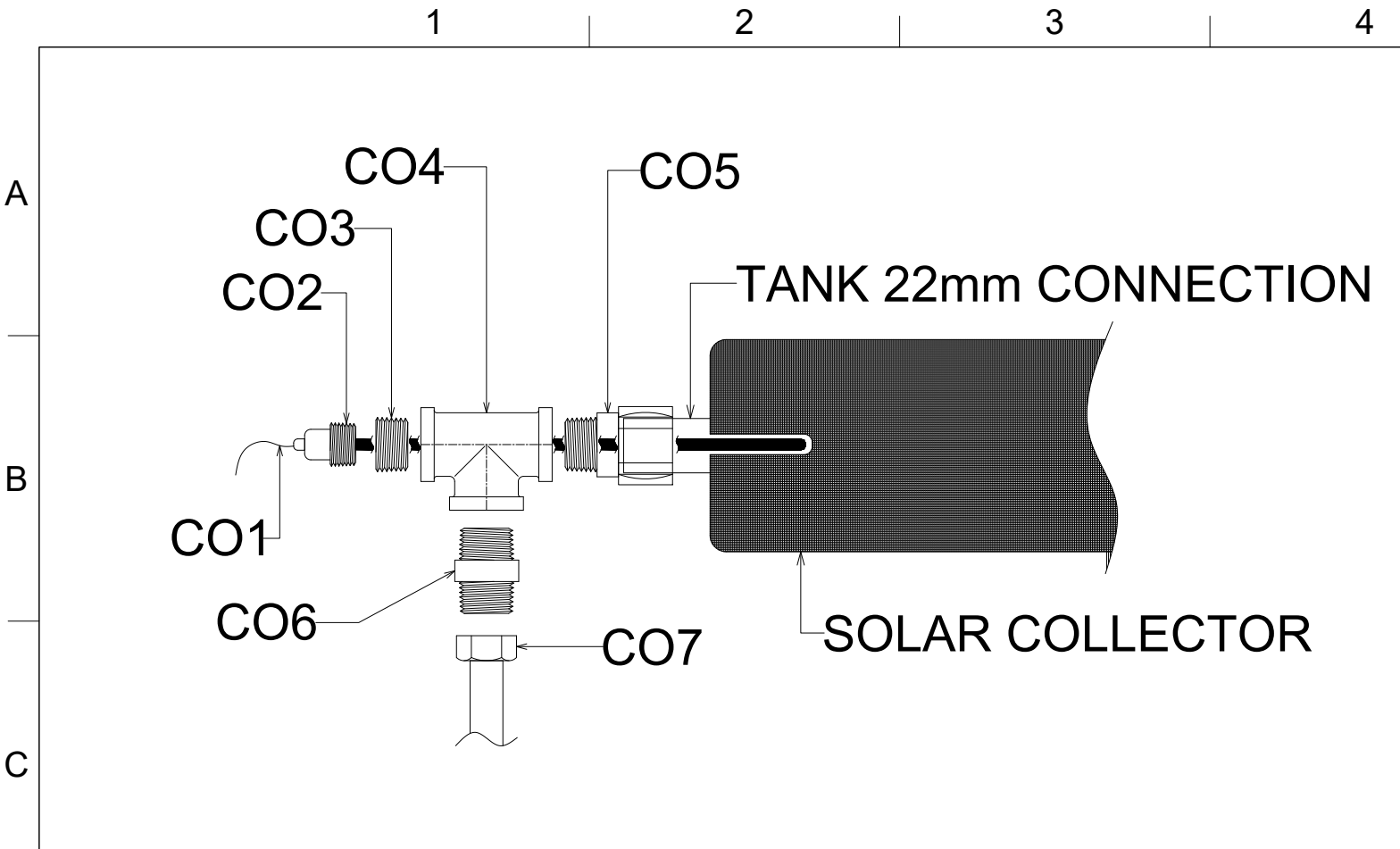
14. 1 (X) COLLECTOR SENSOR
15. 2 (X) STORE SENSOR



- ① WATER TANK INLET/OUTLET FEMALE 1 1/4" NPT
- ② T/P SAFETY VALVE 3/4" FEMALE NPT
- ③ IMMERSED COIL 3/4" NPT MALE OUTLET
- ④ IMMERSED COIL 3/4" NPT MALE INLET
- ⑤ WATER TANK INLET/OUTLET FEMALE 1 1/4" NPT FEMALE
- ⑥ MAGNESIUM ROD 3/4" FEMALE BSPT
- ⑦ TANK TEMPERATURE SENSOR PORT 1/2"-3/8" FEMALE
- ⑧ ELECTRIC HEATING ELEMENT 1" FEMALE NPT PORT
- ⑨ DRAINAGE VALVE 3/4" FEMALE NPT

TANK SIZE	500L
Ø	700
H	2000
TH	60
UPPER COIL	Ø 3/4"-0.8m²
LOWER COIL	Ø 3/4"-0.5m²

2PKIT		2 SOLAR PANELS KIT			Article No./Reference	
Designed by OLGA_ULANOV	Checked by ROGER_ABDO	Approved by - date RA-2021/08/02	File name SPKIT	Date 2021/08/02	Scale NTS	
This drawing is the property of AQUA SOLANOR INC. It may not be used for any purpose other than the owner. AQUA SOLANOR INC does not authorize the reproduction or conveyance of any information contained herein without prior written permission.				<h2>HYDRONIC_SOLAR_KIT</h2>		
				DWG.NO.:30T2C500L	REVISION 0	Sheet K02



### HSSCO50

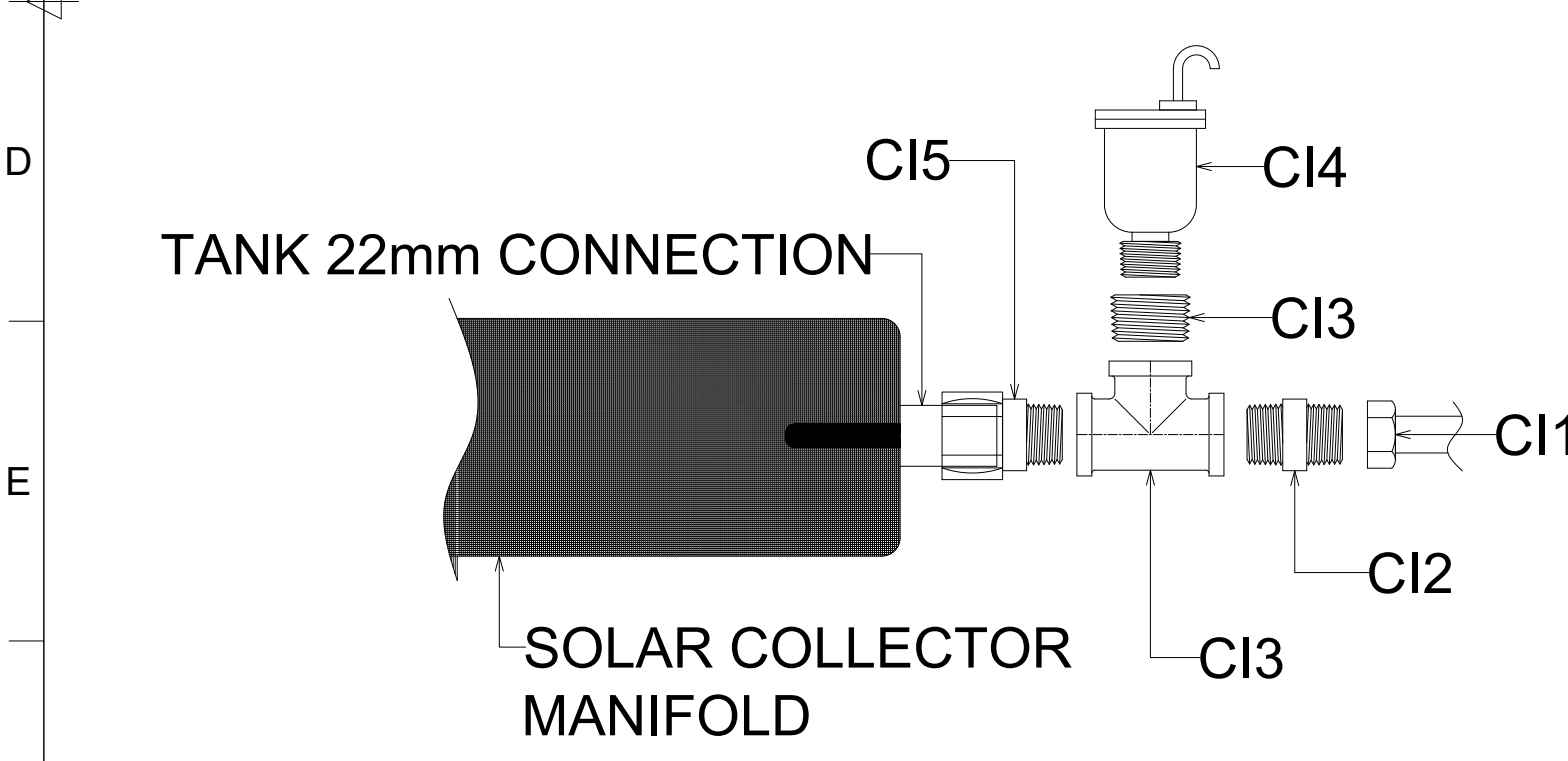
#### 1/2" COLLECTOR'S OUTLET CONNECTION KIT

CO1	TEMPERATURE SENSOR	
CO2	THERMAL WELL 1/2" MALE	
CO3	NONE	
CO4	FEMALE THREADED TEE 1/2" BSPT	
CO5	PANEL CONNECTOR 1/2" MALE BSPT TO 22mm COMPRESSION	
CO6	BSPT MALE THREADED NIPPLE 1/2 x 1/2"	
CO7	BSPT SOLAR HOSE CONNECTOR 1/2" BSP NUT, SS CLIP & GASKET	

### HSSCO75

#### 3/4" COLLECTOR'S OUTLET CONNECTION KIT

CO1	TEMPERATURE SENSOR	
CO2	THERMAL WELL 1/2" MALE	
CO3	REDUCER BUSH 3/4 x 1/2" BSPT	
CO4	FEMALE THREADED TEE 3/4" BSPT	
CO5	PANEL CONNECTOR 3/4" MALE BSPT TO 22mm COMPRESSION	
CO6	BSPT MALE THREADED NIPPLE 3/4 x 3/4"	
CO7	BSPT SOLAR HOSE CONNECTOR 3/4" BSP NUT, SS CLIP & GASKET	



### HSSCI50

#### 1/2" COLLECTOR'S INLET CONNECTION KIT

CI3	NONE	
CI4	AUTOMATIC AIR VENT 1/2" MALE BSPT	
CI5	PANEL CONNECTOR 1/2" MALE BSPT TO 22mm COMPRESSION	
CI2	BSPT MALE THREADED NIPPLE 1/2 x 1/2"	
CI1	BSPT SOLAR HOSE CONNECTOR 1/2" BSP NUT, SS CLIP & GASKET	

### HSSCI75

#### 3/4" COLLECTOR'S INLET CONNECTION KIT

CI3	REDUCER BUSH 3/4 x 1/2" BSPT	
CI4	FEMALE THREADED TEE 3/4" BSPT	
CI5	PANEL CONNECTOR 3/4" MALE BSPT TO 22mm COMPRESSION	
CI2	BSPT MALE THREADED NIPPLE 3/4 x 3/4"	
CI1	BSPT SOLAR HOSE CONNECTOR 3/4" BSP NUT, SS CLIP & GASKET	

Ref. #	P/N		SERVICE		
Designed by OLGA	Checked by ROGER	Approved by - date RA_2020-09-30	File name SS1	Date 20200929	Scale NTS

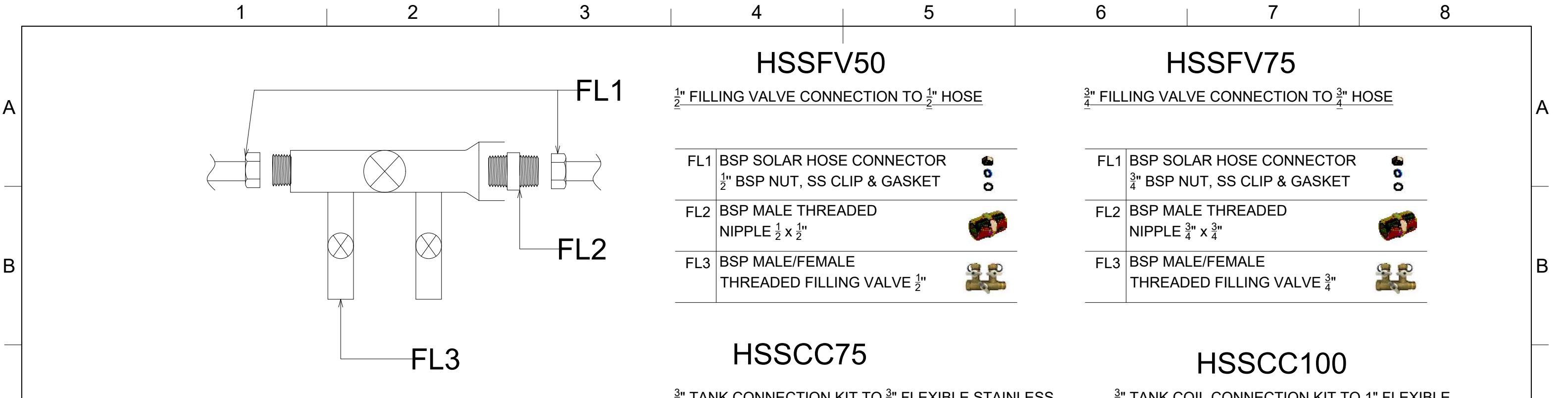
This drawing is the property of AQUA SOLANOR INC. It may not be used for any purpose other than the owner. AQUA SOLANOR INC does not authorize the reproduction or conveyance of any information contained herein without prior written permission.

**AQUA SOLANOR**  
2459 46TH AVENUE, LACHINE (QC) H8T3C9

## SOLAR\_HEATING\_KIT

DWG.NO.:SS215      Revision 0      Sheet DT-01

RevNo	Revision note	Date	Signature	Checked
01	FOR SUBMISSION TO CLIENT	2020-09-29	RA	YES



### HSSFV50

$\frac{1}{2}$ " FILLING VALVE CONNECTION TO  $\frac{1}{2}$ " HOSE

FL1	BSP SOLAR HOSE CONNECTOR $\frac{1}{2}$ " BSP NUT, SS CLIP & GASKET	
FL2	BSP MALE THREADED NIPPLE $\frac{1}{2}$ x $\frac{1}{2}$ "	
FL3	BSP MALE/FEMALE THREADED FILLING VALVE $\frac{1}{2}$ "	

### HSSFV75

$\frac{3}{4}$ " FILLING VALVE CONNECTION TO  $\frac{3}{4}$ " HOSE

FL1	BSP SOLAR HOSE CONNECTOR $\frac{3}{4}$ " BSP NUT, SS CLIP & GASKET	
FL2	BSP MALE THREADED NIPPLE $\frac{3}{4}$ x $\frac{3}{4}$ "	
FL3	BSP MALE/FEMALE THREADED FILLING VALVE $\frac{3}{4}$ "	

### HSSCC75

$\frac{3}{4}$ " TANK CONNECTION KIT TO  $\frac{3}{4}$ " FLEXIBLE STAINLESS  
STEEL SOLAR PIPE

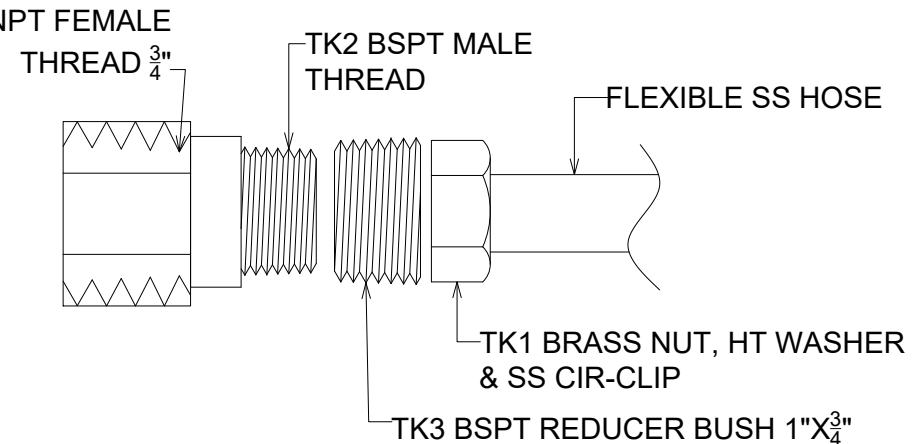
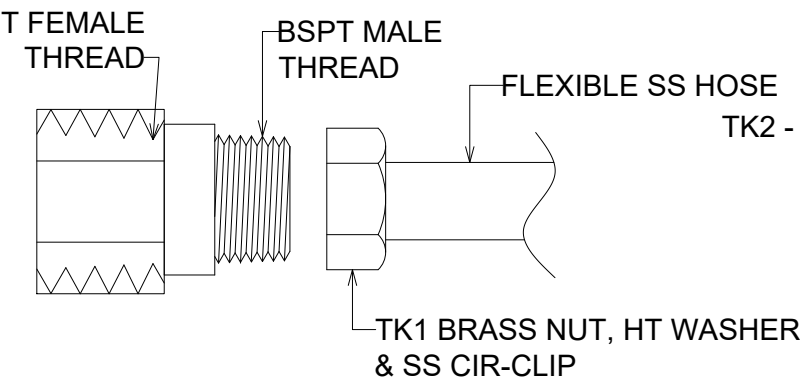
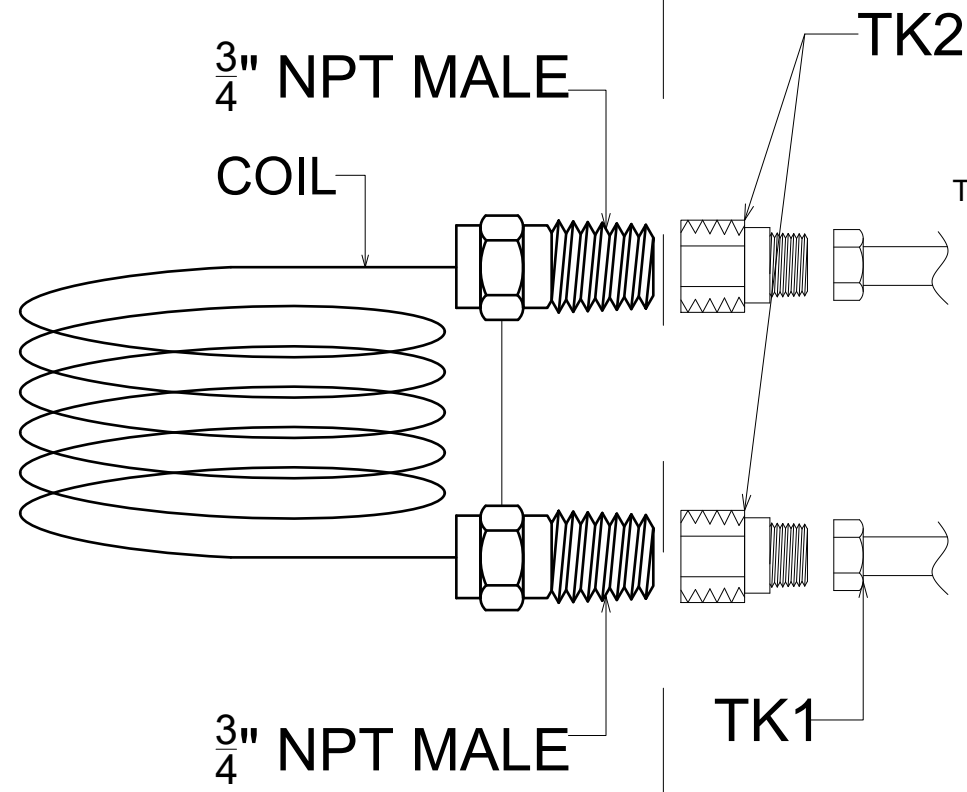
TK1	BSPT SOLAR HOSE CONNECTOR $\frac{3}{4}$ " BSPT NUT, SS CLIP & GASKET	
TK2	NPT/BSPT THREADED ADAPTER FEMALE NPT $\frac{3}{4}$ " x MALE BSP $\frac{3}{4}$ "	

### HSSCC100

$\frac{3}{4}$ " TANK COIL CONNECTION KIT TO 1" FLEXIBLE  
STAINLESS STEEL SOLAR PIPE

TK1	BSPT SOLAR HOSE CONNECTOR 1" BSP NUT, SS CLIP & GASKET	
TK2	NPT/BSPT THREADED ADAPTER FEMAL NPT $\frac{3}{4}$ " x MALE BSP $\frac{3}{4}$ "	
TK3	BSPT REDUCER BUSH 1"X $\frac{3}{4}$ "	

NOT INCLUDED IN THE KIT



Ref. #	P/N			SERVICE	
Designed by OLGA	Checked by ROGER	Approved by - date RA_2020-09-30	File name SS1	Date 20200929	Scale NTS

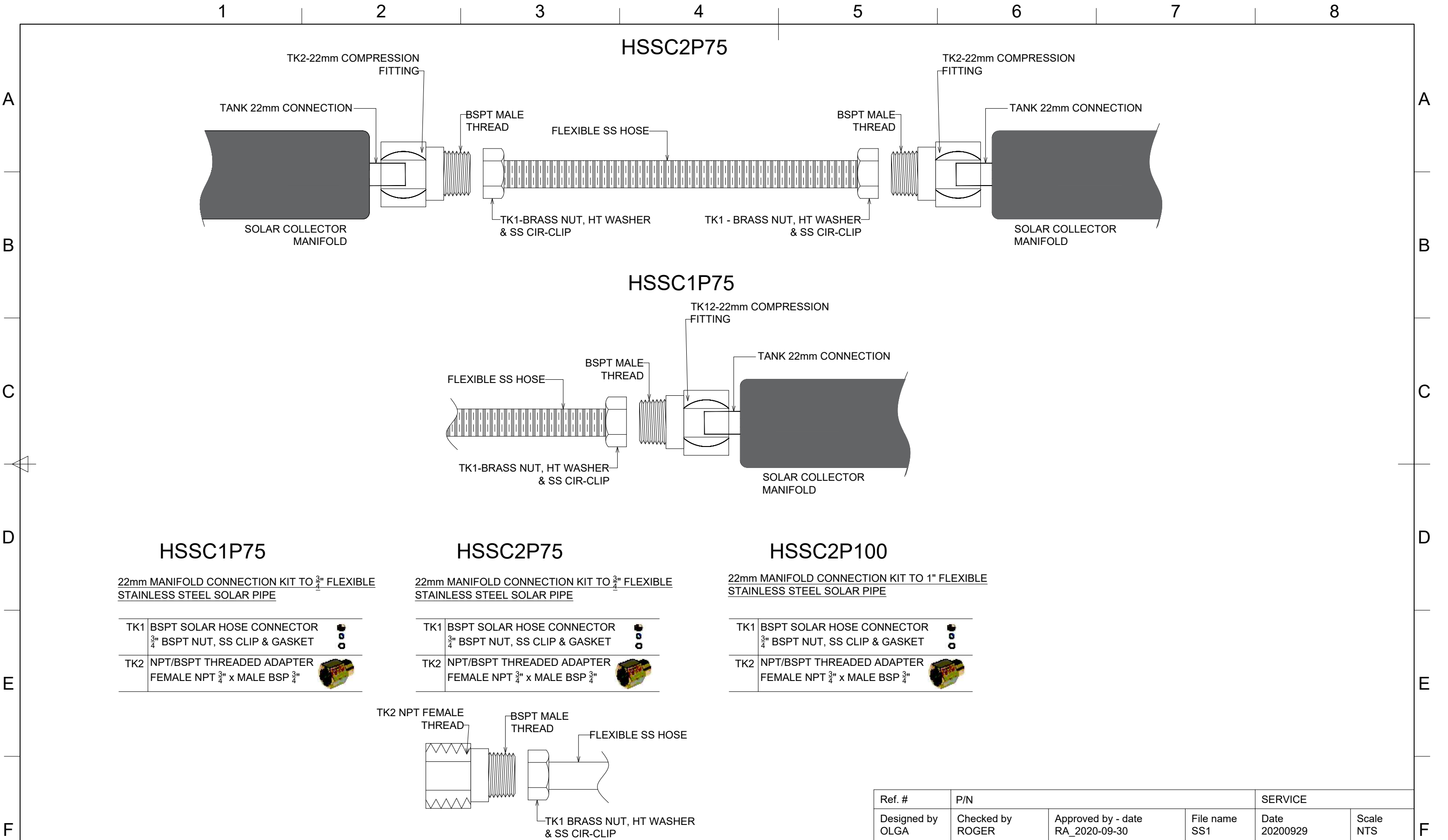
This drawing is the property of AQUA SOLANOR INC. It may not be used for any purpose other than the owner. AQUA SOLANOR INC does not authorize the reproduction or conveyance of any information contained herein without written permission.

**AQUA SOLANOR**  
2459 46TH AVENUE, LACHINE (QC) H8T3C9

**SOLAR\_HEATING\_KIT**

DWG.NO.:SS215  
Revision 0  
Sheet DT-02

RevNo	Revision note	Date	Signature	Checked
01	FOR SUBMISSION TO CLIENT	2020-09-29	RA	YES



This drawing is the property of AQUA SOLANOR INC. It may not be used for any purpose other than the owner. AQUA SOLANOR INC does not authorize the reproduction or conveyance of any information contained herein without written permission.

Ref. #	P/N	SERVICE	
Designed by OLGA	Checked by ROGER	Approved by - date RA_2020-09-30	File name SS1
		Date 20200929	Scale NTS

**AQUA SOLANOR**  
2459 46TH AVENUE, LACHINE (QC) H8T3C9

**SOLAR\_HEATING\_KIT**

DWG.NO.:SS215

Revision 0

Sheet DT-02

RevNo	Revision note	Date	Signature	Checked
01	FOR SUBMISSION TO CLIENT	2020-09-29	RA	YES