

EZ Tube® CONNECT 120" X 90" STRAIGHT TOP

PRODUCT CATEGORY: EZ FABRIC DISPLAYS

PRODUCT CODE: EZCNCT-STR-120x90



On frame



On graphic



PRODUCT DESCRIPTION

Modular has officially met tube frames! EZ Tube® Connect modular tube display system lets you configure multiple shapes, sizes and frames. EZ Tube® Connect has straight, round or slanted top frame shapes available, 90" frame heights, and 2ft, 3ft, 4ft, 5ft, 8ft and 10ft frame widths. Each EZ Tube® Connect frame easily connects, using aluminum tubing with push button snaps to lock and to attach to feet. Feet have two mounting points to connect frames side-by-side. Customize single- or double-sided stretch fabric graphics that pull over frames and zips closed underneath.

DISPLAY DIMENSIONS	120"W x 90"H x 18.75"D
GRAPHIC SIZE	121"W x 89.5"H

GRAPHIC MATERIAL

Stretch Fabric

GRAPHIC FINISHING

Sewn on left, right and top with zipper on the bottom

DISPLAY CONSTRUCTION

34mm Aluminum Tubing

SHIPPING WEIGHTS & DIMENSIONS

Shipping Weight	22 lbs (frames and graphics)
Shipping Dimensions	41"W x 12"H x 4"D

LARGE QUANTITY FREIGHT

Freight Shipping	48 boxes per 48"L x 40"W x 43"H skid
Freight Weight	1056 lbs (frames & graphics)

GRAPHIC TURN AROUND TIME

2 business days after proof approval

AVAILABILITY	Pacific Fulfillment Center
--------------	----------------------------



Single foot connection

Foot Dimensions:
3 1/8" x 18 3/4"

EZ Tube® CONNECT 120" X 90" STRAIGHT TOP

PRODUCT CATEGORY: EZ FABRIC DISPLAYS

PRODUCT CODE: EZCNCT-STR-120x90

PARTS LIST




Top cross bar-10ft straight
(qty 1)



Bottom cross bar-10ft
(qty1)



3 section 64" pole
(qty 2)



Center Vertical pole-90"
(qty 1)



Bottom Cross Bar L shape
connector
(qty 2)




Single Foot (34mm)
(qty 2)



Soft Bag 8ft
(qty 1)


SETUP INSTRUCTIONS



Use double foot and two connecting clips to connect frames side by side.



Tube Connection



Press button & insert swaged end into receiving end of tubing

