

JYLLAND TABLE

M TON

D MADSK. JOHANSEN

This table bears some clear features of Scandinavian design – lightness, emphasis on shape, detail, and functionality. Functionality is further emphasized by the folding variant where the length can be extended by 60 cm whenever needed. We offer three types of solid wood: beech, oak, and American walnut



TABLE

L 47.2" x W 31.5" x H 29.9"

L 55.1" x W 35.4" x H 29.9"

L 63" x W 35.4" x H 29.9"

L 70.9" x W 35.4" x H 29.9"

L 78.7" x W 35.4" / 39.4" x H 29.9"

EXTENDABLE TABLE

L 55.1" + 23.6" x W 35.4" x H 29.9"

L 63" + 23.6" x W 35.4" x H 29.9"

L 70.9" + 23.6" x W 35.4" x H 29.9"

L 78.7" + 23.6" x W 35.4" / 39.4" x H 29.9"

MATERIAL

SOLID BEECH

SOLID OAK





NATURAL FINISHES



NATURAL BEECH
lacquer/oil



NATURAL OAK
lacquer/oil

COLORED OIL



W115 OIL SMOKY WHITE
beech/oak




W660 OIL BARK BROWN
beech/oak




W685 OIL EARTHY BROWN
beech/oak



W520 OIL MISTY GREEN
beech/oak



W170 OIL STONE GREY
beech/oak




Colour difference
between beech and oak
in W115 OIL SMOKY
WHITE

STAINS




B4 COFFEE
beech/oak




B105 DARK WENGE
beech/oak




B112 DARK CHOCOLATE
beech/oak



B114 NOUGAT
beech/oak



B116 HONEY
beech




B123 BLACK GRAIN
beech/oak



B580 FOREST GREEN
beech/oak




S110 LIGHT WHITE
beech/oak




Colour difference
between beech and oak
in S110 LIGHT WHITE

PIGMENTED COLORS



C120 WHITE
beech/oak



C139 CLOUD GREY
beech/oak



C150 MOON GREY
beech/oak



C180 GREY SHADOW
beech/oak



C250 STEAM BLUE
beech/oak



C270 GRAPHITE BLUE
beech/oak



C350 FACTORY RED
beech/oak



C450 RESIN YELLOW
beech/oak



C540 PEBBLE GREEN
beech/oak



C570 DEEP GREEN
beech/oak



C610 MOCCA BEIGE
beech/oak