

BLOOM CENTRAL DINING TABLE 280

M TON
D ARIK LEVY

The double strength pedestal made from eight pieces of solid bent wood provides plenty of stability for larger table tops. These are available in several sizes and round or square shapes, making Bloom Central a great choice for a coffee as well as a dining table.



BLOOM DINING ROUND

D 39.4" x H 29.5"
D 43.3" x H 29.5"
D 47.2" x H 29.5"

BLOOM DINING SQUARE

L 35.4" x W 35.4" x H 29.5"

TABLE TOP

SOLID WOOD BEECH
SOLID WOOD OAK
SOLID WOOD BEECH +
NANOLAMINATE SOLID WOOD OAK +
NANOLAMINATE HPL
HPL + NANOLAMINATE
MULTIPLY + VENEER
FINGER JOINT BOARD

LEG

SOLID BEECH
SOLID OAK

BASE

BLACK
WHITE
INOX SANDBLASTED



NATURAL FINISHES



NATURAL BEECH
lacquer/oil

COLORED OIL



W115 OIL SMOKY WHITE
beech/oak




W660 OIL BARK BROWN
beech/oak



W685 OIL EARTHY BROWN
beech/oak



W520 OIL MISTY GREEN
beech/oak



W170 OIL STONE GREY
beech/oak

STAINS



B4 COFFEE
beech/oak




B105 DARK WENGE
beech/oak



B112 DARK CHOCOLATE
beech/oak



B114 NOUGAT
beech/oak



B116 HONEY
beech



B123 BLACK GRAIN
beech/oak

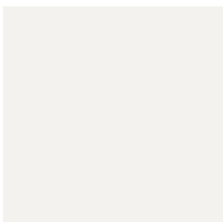


B580 FOREST GREEN
beech/oak




S110 LIGHT WHITE
beech/oak

PIGMENTED COLORS



C120 WHITE
beech/oak



C139 CLOUD GREY
beech/oak



C150 MOON GREY
beech/oak



C180 GREY SHADOW
beech/oak



C250 STEAM BLUE
beech/oak



C270 GRAPHITE BLUE
beech/oak



C350 FACTORY RED
beech/oak



C450 RESIN YELLOW
beech/oak



C540 PEBBLE GREEN
beech/oak



C570 DEEP GREEN
beech/oak



C610 MOCCA BEIGE
beech/oak