

REALM

M SILENT LAB

Are you in the office and still want to feel at home? Achieving workplace comfort is easier than you might think! Whether it's a formal meeting, tackling a big project, or simply having an informal gathering, our wellbeing acoustic meeting room provides the perfect setting.



EXTERIOR DIMENSIONS

99.2" × 90" × 112.4"

INTERIOR DIMENSIONS

88.4" × 83.8" × 107.7"

WEIGHT
2094 lb

GLASS WALLS
sound-insulating glass

SOLID WALLS
sound-absorbing sandwich
panel with acoustic insulation


STANDARD EQUIPMENT

electric socket (3×), motion
sensor, LED lighting,
ventilation, control panel for air
ventilation and
lighting, seating, coffee table,
shelves, coat hooks,
glazed ceiling, AV connection set

MATERIAL LINES

SOFT


The basic SOFT series is the most affordable version of our products. It combines functionality and simplicity of materials, BOMBAY fabrics look professional and warm at the same time. They are also water-repellent and stain-resistant.




AMBIENT

The AMBIENT mid range presents two attractive options. ASPE T textiles with a soft, touchable pattern that is made of Trevira S flame retardant fiber. The second option is WOOLLAND, a durable fabric made of natural wool fibers treated to be flame retardant and water repellent.

ASPE T



WOOLLAND




PULSE

The top of the range PULSE puts the emphasis on superior texture and an excellent tactile experience thanks to its natural materials.

SYNERGY



BLAZER



FINISHES

