

Ref. 70245 - EAN 8411344702451

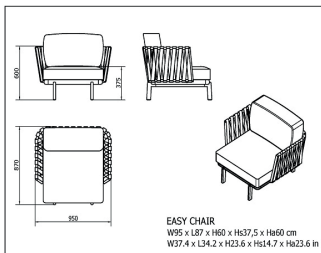
ANTHEA EASY CHAIR

Designed by **Monica Armani**

DESCRIPTION

A distinguished collection for the most select homes, ANTHEA can be defined as a complement, since its exquisite design turns each of its elements into the star of the setting. Its basic ingredients are colour, solutions for textile innovations, and form. Perfect features for both indoors and outdoors.

Individual seat with lacquered aluminium frame, cushions and upholstery suitable for outdoor use and backrest in braided passageway tape on aluminium tube. Wide range of colours and combinations to choose from the optional cushions. Suitable for outdoor use.



MEASUREMENTS

W 95cm × L 87cm × H 60cm × Hs 37,5cm × Ha 60cm

W 37.4in × L 34.26in × H 23.63in × Hs 14.77in × Ha 23.63in

CHARACTERISTICS

Weight 23,3 Kg.


STD units	Packaging dim. (cm)	Units Container 20'	Units Container 40'	Units Container HC	Units Traylor 70m ³	Units Truck 100m ³
1X	100 × 100 × 65	36	78	92		92

combinaciones / combinations

forest



ocean



grove



plumet



garden



storm



marine



dahlia



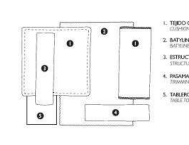
sky



garnet



stream



SUSTAINABLE PRODUCTION - ENVIRONMENTAL COMMITMENT



Resol invests money and resources for research and search for more sustainable processes.



All **Resol** products are produced with a responsible use of water.



Dangerous chemicals are not used under any circumstances during production.



At **Resol**, all waste is managed in a sustainable and responsible way.



W width L length H height Hs seat height Ha Arm height Ø Diameter