

## JOIN TABLE

**M** ONE FOR HUNDRED

**D** ANNA PRINZHORN

JOIN extendable table, made of solid wood, has an easy-to-use “synchronous extension” mechanism. The tabletop moves apart with a single movement and makes space for the insert leaves. Depending on the occasion, you can extend the table by one or two inserts.

JOIN table is also available without extensions.



L 65" x W 36.6" x H 29.9" extended L 84.5"  
L 72.8" x W 37.4" x H 29.9" extended L 112.2"

### SOLID WOOD

WHITE OAK

RED OAK

EUROPEAN WALNUT

AMERICAN WALNUT

CHERRY

ASH

MAPLE


LARCH








OAK



RED OAK




LARCH



CHERRY



EUROPEAN  
WALNUT



AMERICAN  
WALNUT



ASH



MAPLE

ONE Farbenpalette  
FOR  
HUNDRE D

