

EYELET TRAY TABLE

M HOUE
D HENRIK PEDERSEN

The tray tables can be used in many different ways – individually, as a side table, or in combination with different sizes and colors. Both EYELET and EDGE are easy to move to where they are needed – indoor as well as outdoor..



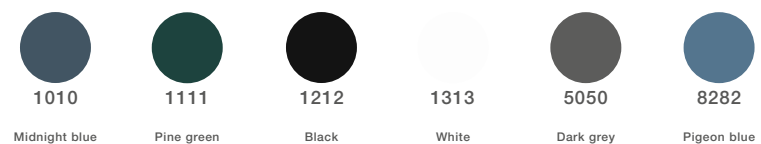
DIMENSIONS

Ø 17.7" / H 18.3"
Ø 22.6" / H 16.1"
Ø 27.6" / H 13.8"

MATERIALS

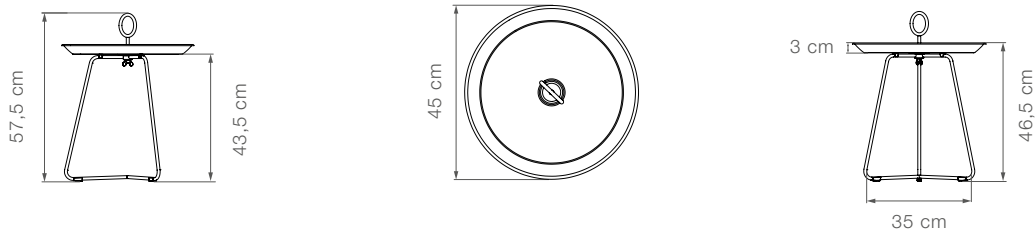
Frame: powder coated steel
Tabletop: powder coated steel

Colors: pine green, black, white, pigeon blue, midnight blue, dark grey



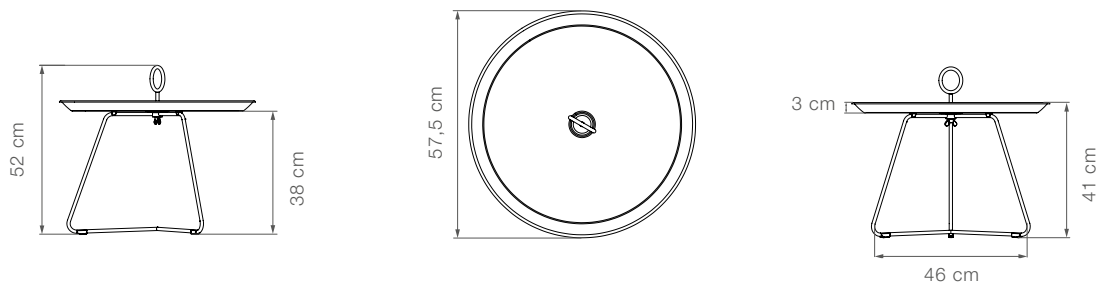


10901 EYELET Tray table



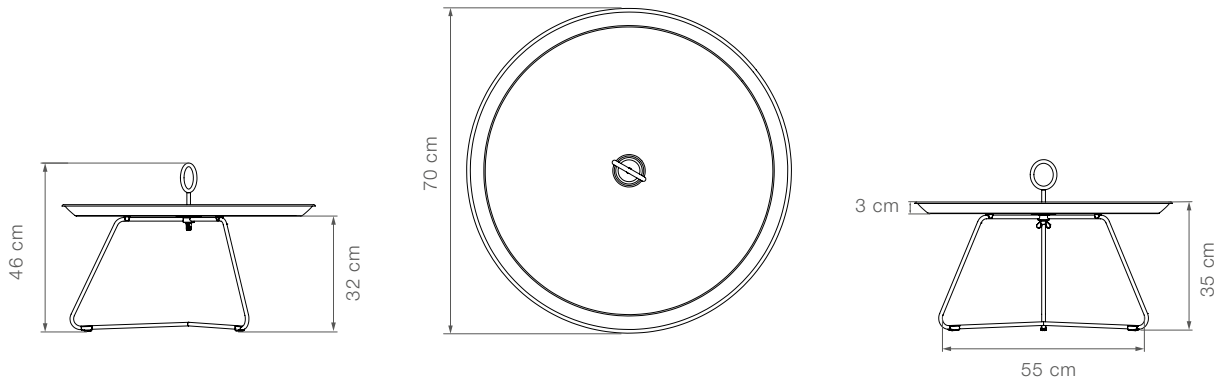
Product weight	2,3 kg // 5,1 lbs	Width	Ø45 cm // 17,7 in	Height under TT*	43,5 cm // 17,1 in	Space legs top	N/A
Tube size	Ø10 mm // 0,4 in	Depth	Ø45 cm // 17,7 in	TT* thickness	3 cm // 1,2 in	Diameter	45 cm // 17,7 in
Slats used	N/A	Height	46,5/57,5 cm // 18,3/22,6 in	Space legs floor	35 cm // 13,8 in		

10902 EYELET Tray table



Product weight	2,9 kg // 6,4 lbs	Width	Ø57,5 cm // 22,6 in	Height under TT*	38 cm // 15 in	Space legs top	N/A
Tube size	Ø10 mm // 0,4 in	Depth	Ø57,5 cm // 22,6 in	TT* thickness	3 cm // 1,2 in	Diameter	57,5 cm // 22,6 in
Slats used	N/A	Height	41/52 cm // 16,1/20,5 in	Space legs floor	46 cm // 18,1 in		

10903 EYELET Tray table



Product weight	4 kg // 8,8 lbs	Width	Ø70 cm // 27,6 in	Height under TT*	32 cm // 12,6 in	Space legs top	N/A
Tube size	Ø10 mm // 0,4 in	Depth	Ø70 cm // 27,6 in	TT* thickness	3 cm // 1,2 in	Diameter	70 cm // 27,6 in
Slats used	N/A	Height	35/46 cm // 13,8/18,1 in	Space legs floor	55 cm // 21,7 in		