

TINA COLLECTION

M EGOÉ
D EGOÉ

Three, yes, only three! The number of legs is one of the distinctive elements which create an unique charisma of the Tina series. Another thing worth noticing is the optimistic color scheme and the visual lightness which is achieved by sophisticated work using visibly thin but very sturdy materials. The Tina series is young and bold just like the type of people it has been designed for. Meet up in a garden, on a terrace or at your favorite café.

The Tina series consists of a stool, chair, armchair and table. The frame is made out of steel zinc-coated tubes with a powder coated finish. For the seat, you can choose from tropical wood, locust wood or steel rods material with an option to add an outdoor foam weaving.



FRAME

STEEL, ZINC- AND POWDER COATED

SEAT/BACK AND TABLE

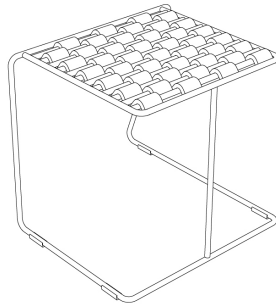
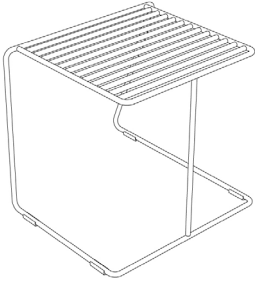
ROBINA

ROBINA OILED

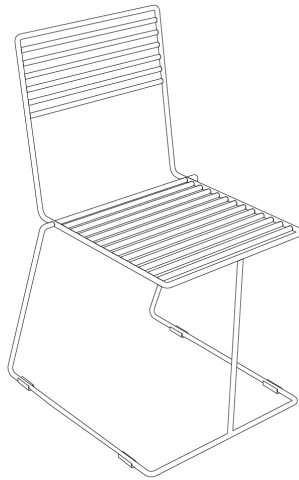
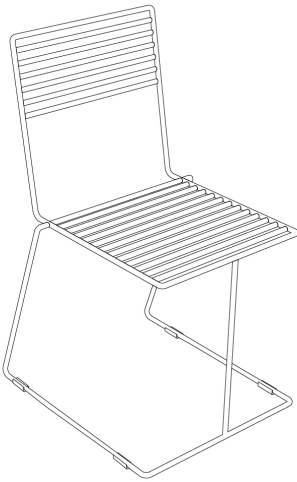
TROPICAL WOOD IPE

TROPICAL WOOD IPE OILED

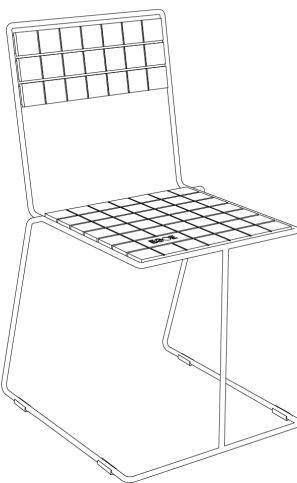
HPL



STOOL
W 19.4" x D 22" x H 34.1"



CHAIR
W 19.4" x D 22" x H 34.1"
Seat H 18.1"



ARMCHAIR
W 20.5" x D 22" x H 34.1"
Seat H 18.1"

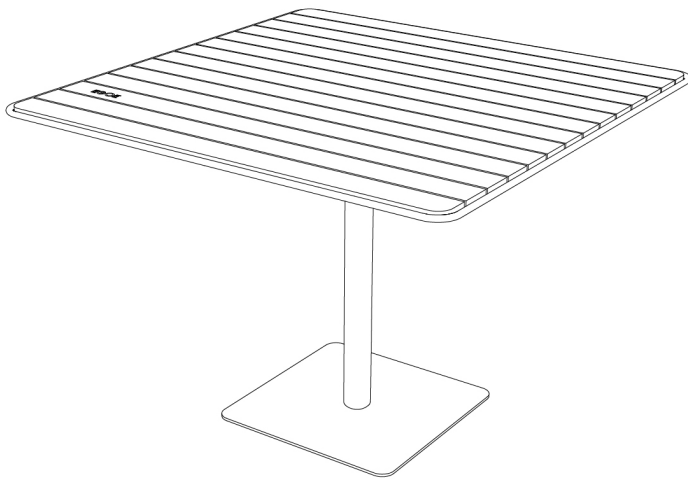


TABLE
L 39.4" x W 39.4" x H 29.9"

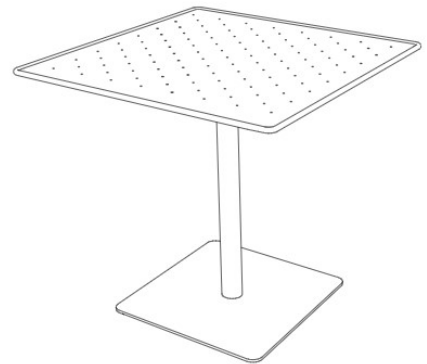
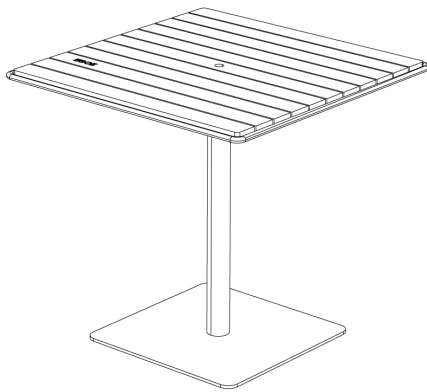
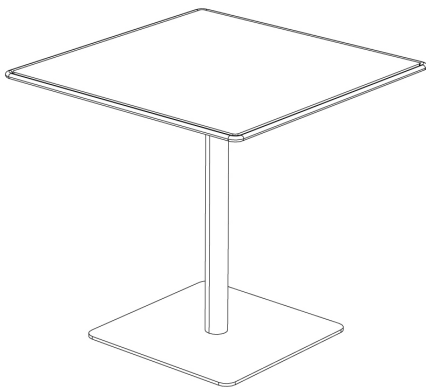


TABLE
L 30.7" x W 30.7" x H 29.9"

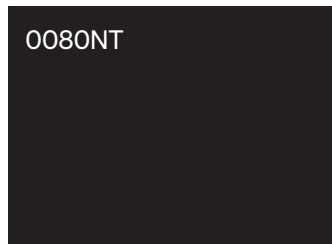
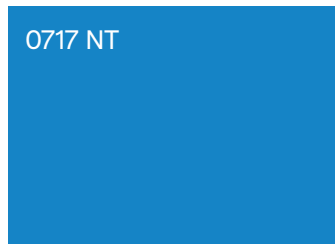
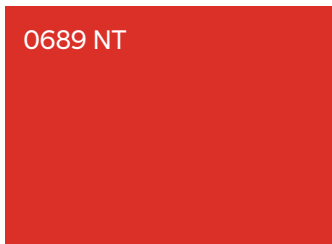


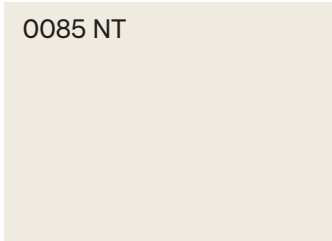




RAL Swatch 2022



HPL



Wood

robinia with oil



robinia



IPE




IPE with oil



thermoash



thermoash with oil



armrests

