



# BRITISH DIAMOND COMPANY

Est. 1979

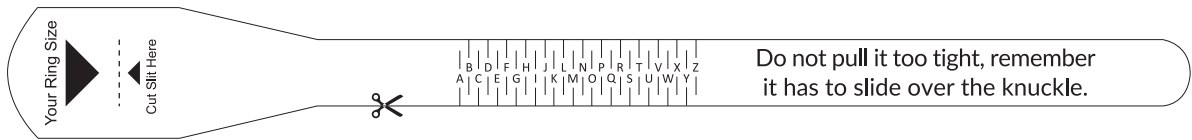
## RING SIZING

1. PRINT - To accurately use the guides below, print this page at 100% size on A4. (TIP - Ensure 'fit to screen' or 'shrink to page' ARE NOT selected as your print options).

If printed correctly, this grey box will measure 25mm x 25mm

2. CUT - Once printed, cut out the finger size and carefully make a slit where indicated. Push the end through the slit to make a ring shape.

3. SIZE - Place it over your finger and tighten until you have a comfortable fit. The letter indicated by the arrow is your ring size from which to select below.



TIP: Should you already have a ring that suits you hold it against the chart below and choose the letter that best matches the internal diameter of the ring. If it is between two sizes, please select the larger size.

<b>UK I</b>	<b>J</b>	<b>K</b>	<b>L</b>	<b>M</b>	<b>N</b>
EUR 47 3/4	49 1/2	50 1/4	51 1/2	52 1/2	54
USA 4 3/4	5 1/4	5 1/2	6	6 1/2	7
<b>UK O</b>	<b>P</b>	<b>Q</b>	<b>R</b>	<b>S</b>	<b>T</b>
EUR 55 1/4	56 1/4	57 1/2	58 1/2	60 1/4	61 1/2
USA 7 1/2	8	8 1/2	8 3/4	9 1/2	9 3/4
<b>UK U</b>	<b>V</b>	<b>W</b>	<b>X</b>	<b>Y</b>	<b>Z</b>
EUR 62 1/2	63 3/4	65 1/4	66 1/4	67 1/2	68 3/4
USA 10 1/4	10 3/4	11 1/4	11 3/4	12 1/4	12 3/4



# BRITISH DIAMOND COMPANY

Est. 1979

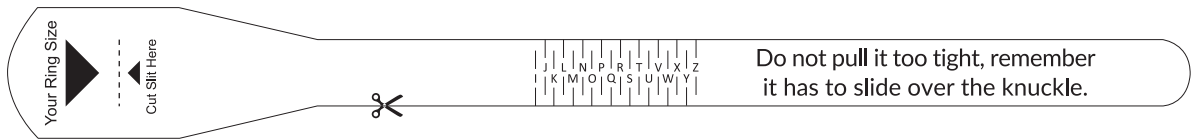
## UK/EURO RING SIZING

1. PRINT - To accurately use the guides below, print this page at 100% size on A4. (TIP - Ensure 'fit to screen' or 'shrink to page' ARE NOT selected as your print options).


If printed correctly, this grey box will measure 25mm x 25mm

2. CUT - Once printed, cut out the finger size and carefully make a slit where indicated. Push the end through the slit to make a ring shape.

3. SIZE - Place it over your finger and tighten until you have a comfortable fit. The letter indicated by the arrow is your ring size from which to select below.




TIP: Should you already have a ring that suits you hold it against the chart below and choose the letter that best matches the internal diameter of the ring. If it is between two sizes, please select the larger size.




**I**

15.22mm



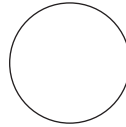
**48**

15.30mm



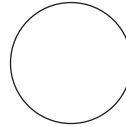
**J**

15.61mm



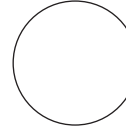
**50**

15.90mm



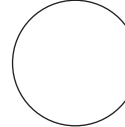
**K**

16.00mm




**L**

16.40mm




**52**

16.60mm




**M**

16.79mm



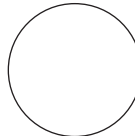
**N**

17.18mm




**54**

17.20mm




**O**

17.58mm




**56**

17.80mm




**P**

17.97mm




**Q**

18.36mm




**58**

18.50mm




**R**

18.76mm




**60**

19.10mm




**S**

19.15mm




**T**

19.55mm




**U**

19.94mm




**V**

20.33mm




**W**

20.73mm




**X**

21.12mm



**Y**

21.51mm



**Z**

21.91mm