

Platinum.™

Service Manual

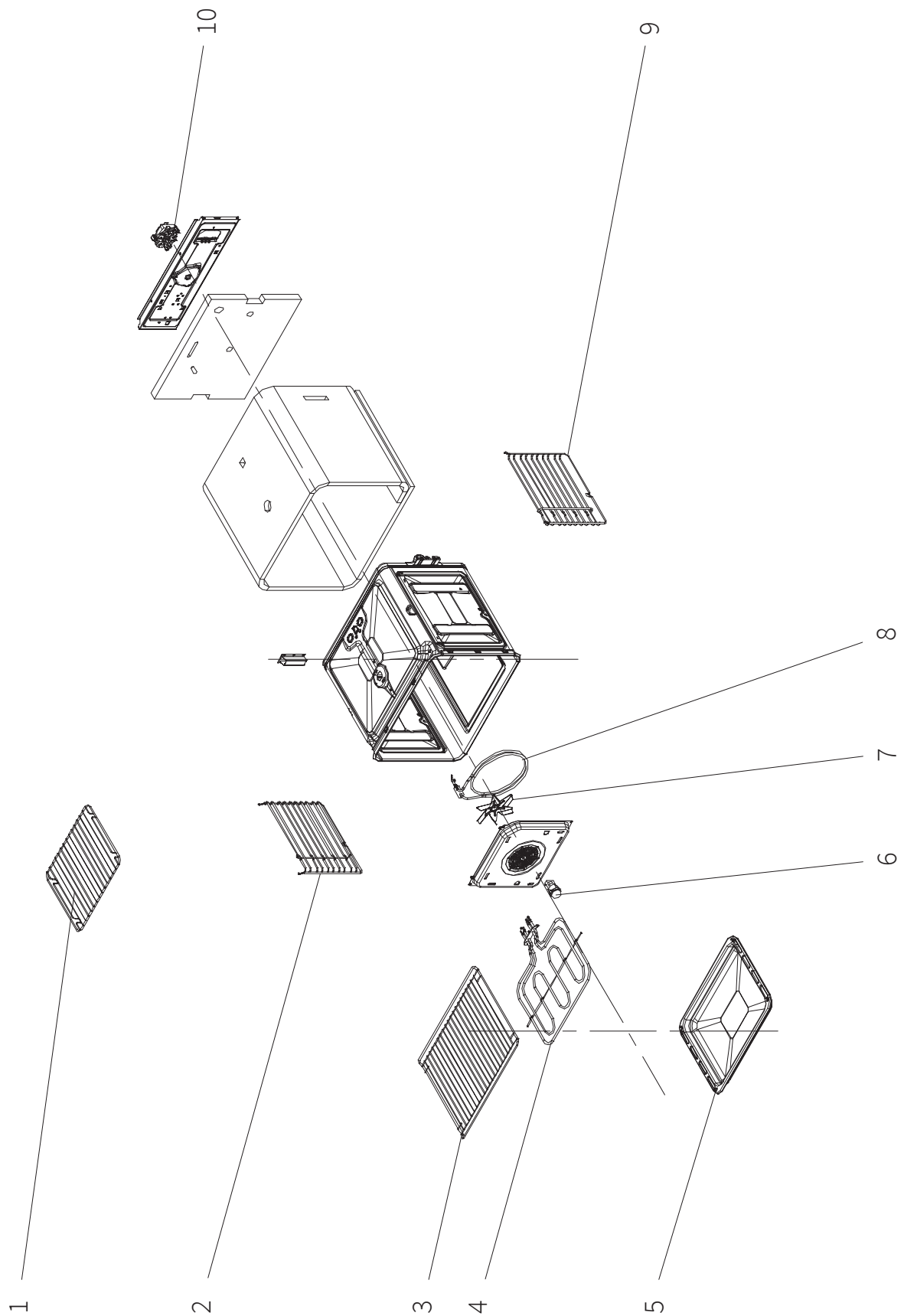
Electric Oven

AUPL-F65SS

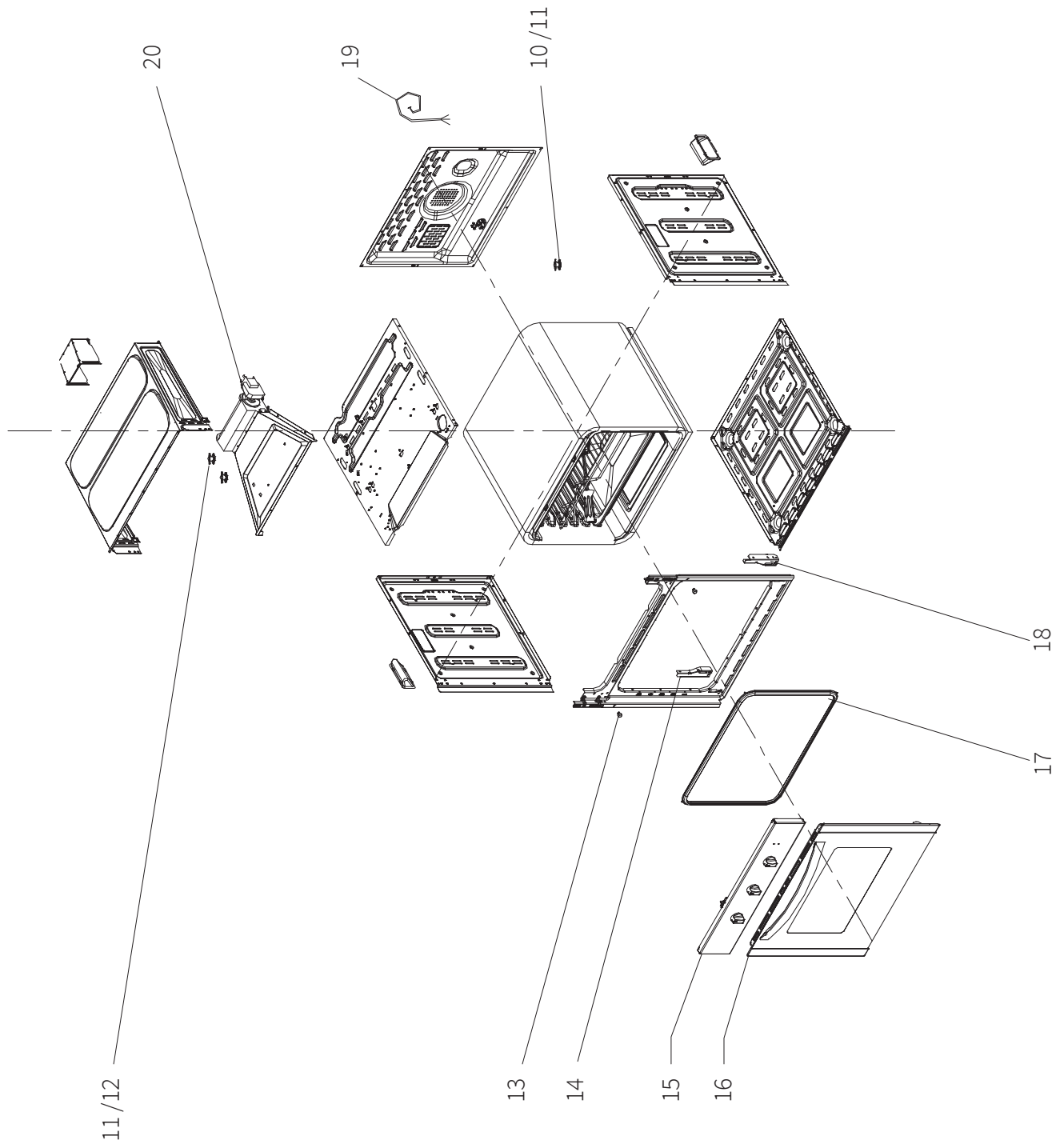
IMPORTANT

The information contained in this Service Manual is intended for licensed service personnel only. For the latest service manuals visit service.platinumappliances.com.au.

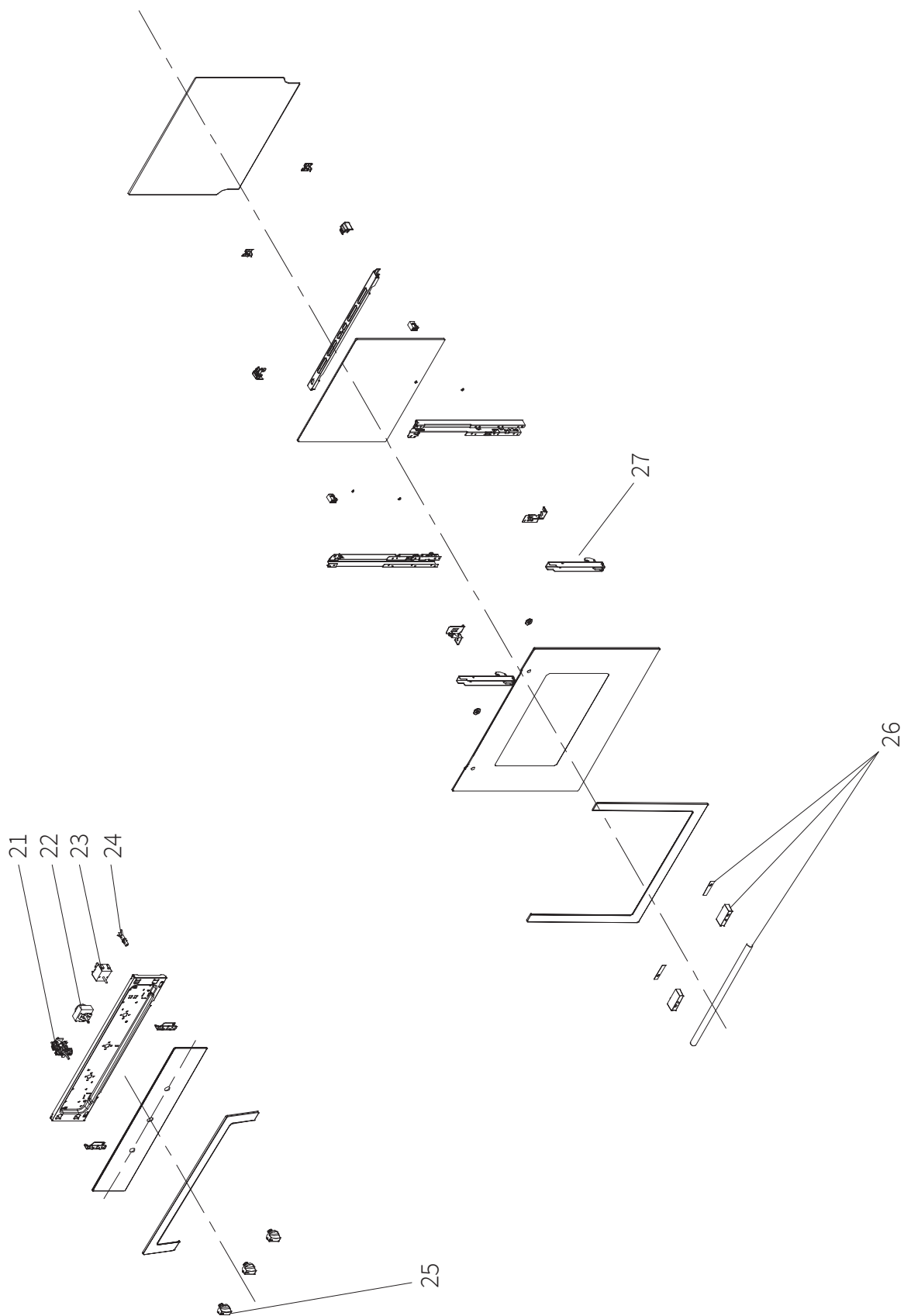
Exploded View



Exploded View



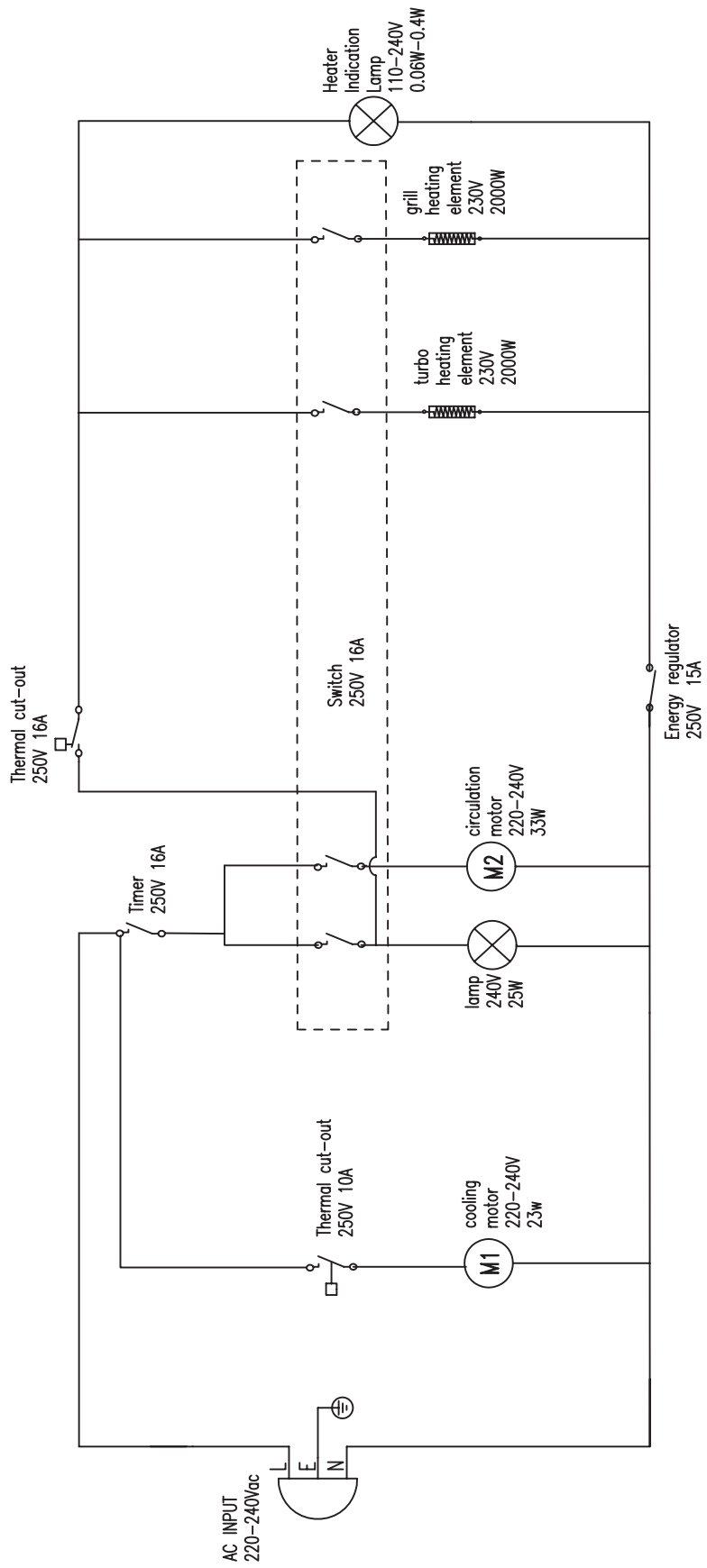
Exploded View



Parts List

ID	Part Number	Description
1	2199201	Drip Tray Insert
2	2199204	Side Rack (left)
3	2199200	Wire Rack
4	2199502	Grill Element
5	2199150	Drip Tray
6	2199088	Globe and Holder
7 & 10	2199504	Oven Fan
8	2199503	Circular Element
9	2199203	Side Rack (right)
11	2199506	Safety Device (Thermostat 70°C)
12	2199507	Safety Device (Thermostat 90°C)
13	2199903	Screw & Rubber Cover
14	2199206	Hinge Support (Left)
15	2199086	Control Panel
16	2101011	Complete Door with Handle
17	2199900	Rubber Door Seal
18	2199205	Hinge Support (Right)
19	2199901	Power Plug + Cord 10A
20	2199505	Cooling Fan
21	2199501	Selector Switch
22	2199401	Timer
23	2199500	Thermostat (Temp Control)
24	2199400	Indicator and Bezel
25	2199402	Knob
26	2199089	Door Handle
27	2199207	Hinge Assembly (L & R)

Wiring Diagram



Platinum.™

CONTACT DETAILS

Australia

Platinum Appliances

Customer care

☎ 1300 985 815

✉ customercare@platinumappliances.com.au

🌐 platinumappliances.com.au

Spare parts & Manuals

✉ parts@platinumappliances.com.au

🌐 service.platinumappliances.com.au

📍 PO Box 7785

Baulkham Hills BC, NSW 1755

Platinum is committed to ongoing research and development. Every effort has been made to ensure all information in this service manual is correct at time of going to print. Dimensions should be used as a reference only and actual dimensions should be taken from the physical product only.

Manufacturer reserves the right to change specifications without notice.