

sonic electronic toothbrush

Quick guide



Sonic pulse cleaning

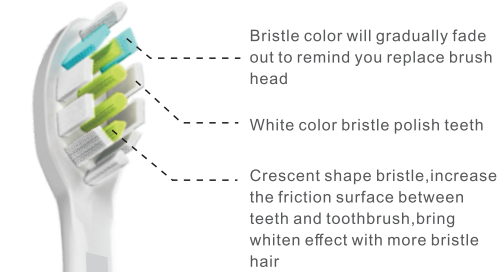
Highest 38000 vibration per minute

Through the high frequency vibration and 5.5 mm brush swing, create super fluid cleaning, mixing toothpaste and water to produce a large number of tiny bubbles, instant burst, produce high impact flow, effectively make the plaque off, but not damage gums, oral cleaning to achieve zero dead.

IPX7 class waterproof

Toothbrush handle and charger base could be washed ,safety guarantee

Top waterproof level for safety using



Induction 3D brush head  
3D stereoscopic bristle

New high-density flocking technology, using the United States DuPont Tynex Classic 0.152mm soft bristles;by improving the equipment and process,with the high density of flocking process to form larger shape of diamond/bar/trapezoidal flocking,compared with common round-hole flocking technology, raise equal area 40% hair quantity. More powerful clean efficiency to the tartar and dental plaque.The brush-head grinding rate achieves 100%, the bristle after grinding process could protect your gums.

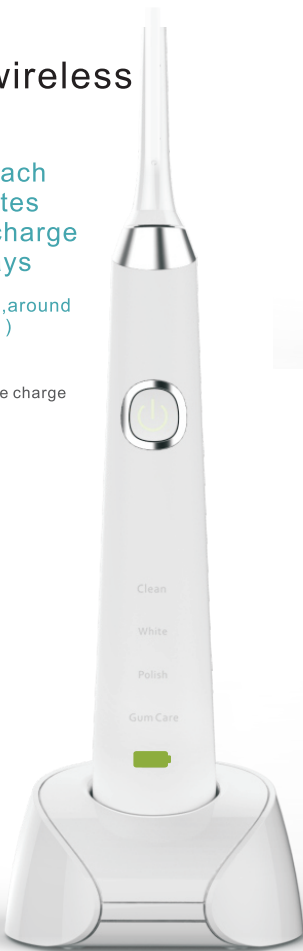
\*dentists advice replace your brush head each three months

Induction wireless charging

Brush 2times each day with 2minutes each time,full charge could last 20days

(individual difference,around 15-20days is normal )

After using and put on the charge base then start charging immediately



Four-speed teeth cleaning

- Clean**  
Effective removal of plaque (standard mode)
- White**  
2 minutes whitening pattern to remove surface stains
- Polish**  
A combination of cleansing and whitening patterns, gentle stimulation and massage of gums, improves gum health
- Gum Care**  
Extremely soft patterns for sensitive teeth and gums

\* effective improvement of gingival health within two weeks



Description of hazardous material

parts name	Poisonous and harmfu					
	pb	hg	cd	Cr6	pBB	pBDE
brush head	○	○	○	○	○	○
toothbrush	○	○	○	○	○	○
battery	○	○	○	○	○	○
charger	○	○	○	○	○	○
accessory	○	○	○	○	○	○

This form is based on the regulations of SJ/T 11364  
O: indicates that the hazardous substance in all homogeneous material of the component is below the limit specified by GB/T 26572  
X: indicates that the hazardous substance exceeds at least one of the homogeneous material in the component exceeding the limit specified by GB/T 26572

Environmental protection

The rechargeable lithium battery inside the product may contain harmful substances that pollute the environment. Discard the product or put the product into the designated recycle bin. Be sure to take out the battery and send the battery to the designated recycle bin

Fourteen days,  
our friendship  
with your  
confidence  
improve  
together.

sonic electronic toothbrush

User manual

## Important Notes

### Declaration:

This product has reached the highest relative to the manual toothbrush ten times the plaque removal effect, there may be itching or slight bleeding for the first time using, this is because the gum is not used to efficient clean , this phenomenon will stop in 1-2 weeks, if more than two weeks, it may indicate that your gum abnormality in this case should stop using the toothbrush and consult a dentist.

### Warning:

1. Orthodontics, dental repair, dental implants and other users, please use them under the guidance of a dentist.
2. This product is only designed for cleaning teeth, gums and tongue. Do not use it for any other purpose. Stop using this product and contact your doctor if you feel any discomfort or pain.
3. Please replace the toothbrush every three months. If there is any wear and tear, it should be replaced in advance.
4. If you are using the toothpaste containing peroxide. Sodium bicarbonate or other bicarbonate , please clean brush with soap and water after using which can prevent possible plastic cracking.

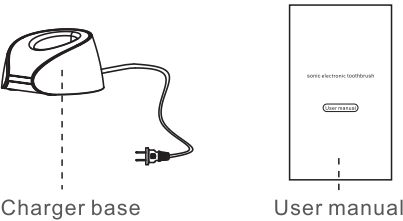
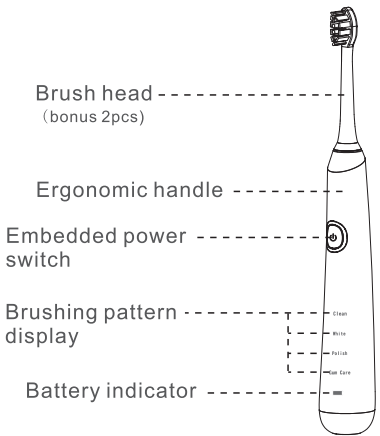
### Prohibitions:

1. Do not immerse the charging seat in water or any liquid.
2. This product contains built-in rechargeable batteries, do not charge it at high temperature.
3. Do not knock or drop this product. please stop using the product due to collision or drop.
4. Do not reinvent or repair this product by yourself.
5. please stay away from strong electromagnetic field (such as induction cooker)in charging.

### Notice:

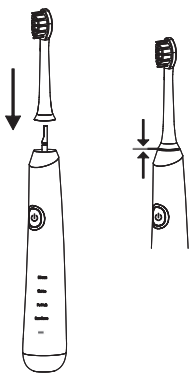
1. Do not share the brush head with somebody else.
2. Do not store the power cord around the adapter in storage.
3. Do not place metal objects in the charger, such as coins or paper clips.
4. If you do not use it for a long time, please unplug it so as not to cause fire or danger.

## Product description



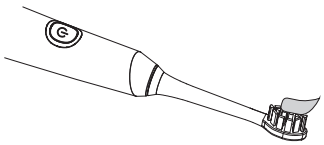
## Brushing/STEP ONE

Fix the brush head on the toothbrush and make sure there is a certain gap between the two parts.  
(Gap is to ensure that the toothbrush head does not collide with the main motor during the high frequency vibration, so that the motor has more power)



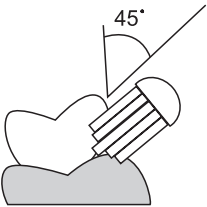
## Brushing/Step two

Wet the brush head and squeeze right amount toothpaste on brush head.



## Brushing/Step three

- Put the brush head into the mouth then start the switch on, so as to avoid the high frequency vibration leading to toothpaste slipping.
- Brush slowly when bristle and gingival line move into a 45 degree angle.
- Press the multi-function button in the process of brushing and you can change the brushing mode freely.
- Every 30 seconds during the brushing process, the toothbrush produces a short frequency vibration, indicating the need to change its position and brush your teeth.



### Switch on: short press

- Mode switch :short press between switch-on condition.
- Turn-off: stop working after mode switch between switch-on condition.

### Clean

Effective removal of plaque (standard mode).

### White

2 minutes whitening pattern to remove surface stains.

### Polish

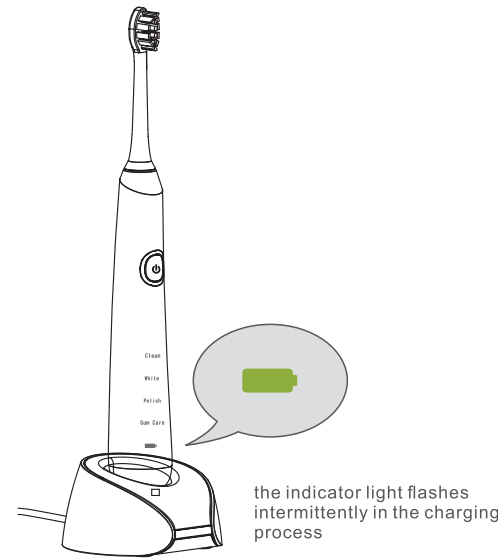
A combination of cleansing and whitening patterns, gentle stimulation and massage of gums, improves gum health.

### Gum Care

Extremely soft patterns for sensitive teeth and gums.

## Charging

- Connect the charger base then clean the toothbrush handle before put on the charger base for charging (direction as shown in the figure)
- In the charging process charging indicator light will turn on,the indicator light flashes intermittently
- The indicator light is always on after full charge(full of electricity above sixteen hours);the indicator light flashes quickly when electricity is not enough .



## product parameters

product model	H3
working pattern	cleaning/whiten/polish/gum care
working voltage	3.7V
rated power	3W
switch way	Tact Switch
display	LED light
life time	120minutes
charging time	16-20hrs
charging current	50mA
battery parameter	li-ion battery 700mAh
electricity reminding	low electricity indicator
waterproof class	IPX7
standard	GB4706.1-2005 GB4705.59-2008



High efficiency  
suspension sonic  
wave motor



USA DuPont  
bristle



Body wash



Four-speed  
teeth cleaning



streamline toothbrush  
handle design



wireless  
charging

## Daily Maintenance

### Brush head

Clean wash by water after each time using ,dry naturally;  
Pls use original induction replaceable brush head for your better experience and extended the product life.

### Toothbrush handle and charger base

Directly clean by water ,dry naturally;  
Pls don't clean with above 40 degree water or acid cleaning liquid.

### Induction wireless charging

The toothbrush will be powered up before leaving the factory, in order to maximize the life and efficiency of the built-in lithium battery;

Pls charging for continuous 24 hours for first time using ;  
Charging indicator light flash continuous shown that low battery power ,pls charging soon ;

Please recharge the battery when it is used up, and extend the service life of the lithium battery;

The indicator lights flash in the form of breathing in the charging process, and the indicator light is always on after full charge;  
When charging, do not put metal objects on the charging base to avoid danger;

At least once a year, the electric toothbrush will be discharged completely.

### Do not fall off

Do not use if the body or brush is damaged.

### Keep away from heat

The body and charging base shall not be used in a high heat environment.

### Please do not repair by yourself

If you need any repairs, please contact our after sales department.

## Common Questions

### Q:The toothbrush seems to vibrate more and more weakly?

- A: 1.Might low battery power ,pls charging soon.  
2.Might the brush head connect too tight with main body, pls replace the brush head and fix again.

### Q:The battery life time is still short after full charging ?

- A: 1.pls confirm full charge no less than 20hours each time.  
2.pls make sure the toothbrush place vertically,skew placement will influence the charging effect.  
3.if problem still unsolved pls contact the after sale service department for replacement while the battery is out of life .

### Q:The charging indicator is not working when the toothbrush was not using for a long time?

- A: Pls do not forget to use the toothbrush regularly! If the toothbrush has not been used for more than three months ,the battery will enter into auto-protection pattern,pls continuous full charging above 24hours and check if it could work again .  
If not pls contact the after sale service department for repair .

### Q:What should i do if the toothbrush can not switch on ?

- A: Pls check if the toothbrush has low battery power and full charging ,if still can not work pls contact after sale service department for repair or replacement.

### Q:Could mains cord replaceable? ?

- A: The mains cord can not be replaceable,if the cord broke pls drop it correctly:

## Passed Card



The inspector has promised that this product has already been inspected by the quality team of our company. Please feel safety to use it.

## After service card

### Notice:

Please fill in the warranty card carefully and keep it for your service. This machine can enjoy free warranty for one year from the date of purchase.

The following is not a free service:  
Product damage due to improper use or improper storage;  
Products that are disassembled or repaired by themselves;  
No valid purchase certificate or altered;  
roduct damage due to voltage instability or beyond the specified limits;  
PProduct damage caused by failure to operate according to the instruction manual;  
Products exceeding warranty period.

Product model\_\_\_\_\_

Purchase date\_\_\_\_\_

Customer name \_\_\_\_\_

Contact information \_\_\_\_\_

Fault description \_\_\_\_\_

### Tips:

Warranty covers toothbrush body,Charger (excluding brush head)