

# IMPORTANT INFORMATION ABOUT YOUR FIRE PIT

Patina Products fire pits have been manufactured under the highest standards of quality and are unconditionally guaranteed to be free from defects in material and workmanship. However, logos and images are cut into the side of our fire pits using a CNC plasma cutter and the finished product is 100% hand welded and hand finished. As such, slight variations in patina finish as well as resolution and detail of artwork, and/or custom logos or custom designed artwork are normal, and may vary due to the nature of our manufacturing process. Variations include but are not limited to patina (rust) finish, logo, image or text placement, size of logo, image or text, quality (thickness, resolution) of line art, cut and weld penetration, and uniformity.

**Patina Products fire pits are not painted.** Instead we apply a natural rust patina finish to the fire pits that will age beautifully over time. The rust patina finish may have a yellow, brown, or even green appearance at first, and may be flaky, dusty, or gritty to the touch. The finish may also rub off on your hands or clothing if touched. It may also leave rust marks on hard surface patios and decks and we therefore recommend placing a non-flammable pad, cement pavers, bricks, or a large piece of flagstone under the fire pit for added protection.

## FIRE PIT SAFETY INSTRUCTIONS

**Please read all SAFETY information before using fire pit. Failure to heed safety instructions may cause serious bodily injury or death, or a fire resulting in damage to property.**

Fire pits are designed for outdoor use only.

Fire pits are hot while in use. Never attempt to touch or move fire pit while in use.

Do not use gasoline or other highly volatile fluid to ignite wood or charcoals.

Do not place fire pit on grass or wood deck while in use. Heat may be conducted through bottom of fire pit and scorch grass or wood, resulting in fire.

Do not remove burning wood, ash, or hot coals from fire pit.

Do not use in windy conditions.

Do not burn paper or any other lightweight material that may float away and begin a fire.

Barbeque mitts or poker should be used when removing or replacing screen over a hot fire pit.

Charcoal lighter fluid may be used to start fire or coals. Cap fluid container before starting fire, and place a safe distance away from fire pit.


Never add charcoal lighter fluid once fire has been lit.

Use safety screen at all times when fire pit is lit. Safety screen is designed to minimize floating debris, which may start a fire causing damage to person or property.

## PATINA FINISHING PROCESS



After washing fire pit is dipped into our secret sauce.




Fire pit after 5 minutes in dipping tank.



Fire pit in oxidation/patina phase - 1 hour later.



Fire pit with final finish.



Cal fire pit ready for a burn.



Color of the fire pit after a 1 hour burn.

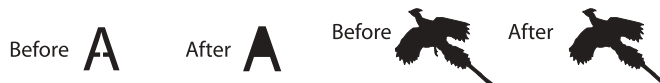
# FIRE PIT WARRANTY INFORMATION

Patina Products warrants to the original consumer purchaser for a period of five years (two-year full warranty and three years pro rata) that the fire box of the fire pit will not rust or burn through. If the fire pit should experience burn or rust through of the fire box during the first two years of ownership, Patina Products will replace the fire pit free of charge. During years three through five of ownership, a replacement fire pit may be obtained at a discount calculated on a pro rata basis. A replacement fire pit may be obtained by calling (805) 474-1354 or by emailing [orders@patinaproducts.com](mailto:orders@patinaproducts.com). Proof of purchase (original sales receipt) must accompany all warranty claims.

All accessories, including the spark screen, grill, poker or weather cover are not covered by this warranty, nor is the four mesh fire screen welded to the inner circumference of the fire drum. Therefore, only the fire pit will be replaced under a warranty condition, and under no circumstances shall Patina Products include any of the accessories with the replacement fire pit.

Also not covered by this warranty is the guarantee that letters and detailed artwork cut into the sides of the fire pit will stay affixed to the fire pit. Logos and letters cut into the sides of our fire pit are cut in fine detail, with tolerances up to 1/32" (.030 inches). Therefore thin pieces of hanging metal may, over the course of time, fall out.

For instance, the upper inside portion of the letter 'A' or the foot of a bird might break away and look like this:



Patina Products does however offer some welding services at no charge to customers with non-warranty issues. Please contact customer service at (805) 474-1354 or [orders@patinaproducts.com](mailto:orders@patinaproducts.com) if you have a non-warranty issue with your fire pit.

Customers with custom designed fire pits who have an issue with images or text must call or email Patina Products to report their problem. If Patina Products concludes there is an error, the fire pit must be sent back to Patina Products, at our expense, to be inspected. Patina Products has the sole discretion as to whether they will fix the fire pit or issue a new one. Fixes may involve cutting and welding of the fire pit. This process may take up to three weeks to resolve. This warranty is extensive in that it covers replacement of the fire pit. However, damage due to product abuse and product misuse are excluded from this warranty.

This warranty gives you specific legal rights and you may also have other rights which vary from state to state, province to province, nation to nation. Patina Products will advise you of the procedure to follow in making warranty claims. Simply call or email Patina Products using the phone number and email address below. Explain the defect and include proof of purchase and your name, address, area code and telephone number.

## California Proposition 65

### **WARNING! CARBON MONOXIDE (CO) HAZARD!** **BURNING WOOD OR CHARCOAL PRODUCES CARBON MONOXIDE!**

This product can expose you to carbon monoxide and other combustion byproducts known to the State of California to cause cancer, and birth defects or other reproductive harm.

For more information go to [www.P65Warnings.ca.gov](http://www.P65Warnings.ca.gov)

- Carbon monoxide is a colorless, odorless, and poisonous gas. It is formed during the combustion of various fuels, including wood and charcoal.
- Carbon monoxide (CO) is on the Proposition 65 list because it can cause birth defects or other reproductive harm.
- Carbon monoxide can replace oxygen in the bloodstream.
- Reduced levels of oxygen in the bloodstream during pregnancy can affect development of the baby's brain.
- During pregnancy carbon monoxide can pass from the mother to the baby.

#### How can I reduce my exposure to carbon monoxide?

- Never use your fire pit indoors.
- Never use your fire pit to heat the home.
- Do not use your fire pit in enclosed spaces including basements, enclosed patios or outdoor rooms.



4303 Huasna Rd  
Arroyo Grande, CA 93420  
805.474.1354  
[orders@patinaproducts.com](mailto:orders@patinaproducts.com)