

J Series Decorative Fountains

Multiple Display Patterns Included



Kasco's J Series Decorative Fountains give you the options, performance and reliability you want. Ranging from 3/4HP-7.5HP, there is a Kasco J Series Fountain perfect for any size pond or lake. All J Fountains come with multiple nozzles included allowing you to select the perfect pattern and change it as often as you'd like. In addition to beautifying your pond or lake, these fountains will improve the health of your water and increase oxygen transfer. Kasco's J Series fountains are designed and built to deliver reliable and efficient performance, meaning lower long-term operating costs. You won't find a more versatile, efficient fountain on the market.



715-262-4488

| www.kascomarine.com

| sales@kascomarine.com

OPTIONS, PERFORMANCE & RELIABILITY

Kasco's J Series Fountains offer the **most nozzle and spray pattern options**, the largest range in unit sizes and the ultimate in reliability - creating the best value on the market. With such a range of options and performance, these fountains allow you to hand pick the perfect pattern for your pond or lake, all while improving your water quality. Choose Kasco's J Series Fountains for an elegant, high performing water display that fits well within your budget.

VERSATILE

Kasco's J Series fountains offer multiple, interchangeable spray patterns for the price of 1.

- 3/4HP and 1HP = 5 patterns
- 2HP and 3HP = 6 patterns
- 5HP = 7 patterns
- 7.5HP = 3 patterns

ENERGY EFFICIENT

1750 RPM motors mean lower power consumption and longer life for unit seals and bearings. Compare Kasco's amp draw to competitive units and see what you save on your monthly power bill.

INDUSTRIAL STRENGTH

Kasco's J Series fountains are designed with heavy-duty, marine-grade stainless steel components for continuous operation, extended motor life and corrosion prevention. These units are built to withstand the harsh conditions of aquatic environments, even salt water.

COMPLETE PACKAGE

Our decorative J series fountains ship as a complete package making installation very simple. Included with each unit are nozzles to create multiple decorative spray patterns, control panel with GFI and photo-eye for 120V units or 2nd timer for 240V units. Power cord and mooring lines are also included.

EASY TO USE & INSTALL

These J Series Fountains are easy to move, operate and install. Spray nozzles are easily interchanged with simple set screws and can be changed within 30 seconds.

COMPLIANT & WARRANTED

Kasco's J Series fountains are approved to UL and CSA standards by ETL as complete packages. Each 3/4HP and 1HP fountain comes with a 2 year manufacturer's warranty, and 2HP-7.5HP fountains come with a 3 year manufacturer's warranty.



PART NUMBERS AND PATTERN DISPLAYS

HORSEPOWER	3/4HP		1HP		2HP		3HP		5HP		7.5HP	
Model	3400JF	3400HJF	4400JF	4400HJF	8400JF	2.3JF	3.1JF	3.3JF	5.1JF	5.3JF	7.3JF	
Voltage**	120V	240V	120V	240V	240V 1Φ	230V 3Φ	240V 1Φ	230V 3Φ	240V 1Φ	230V 3Φ	230V 3Φ	
Amperage***	7.3 Amp	3.3 Amp	11.3 Amp	5.7 Amp	10 Amp	7.2 Amp	13.4 Amp	10.3 Amp	20 Amp	16.2 Amp	20 Amp	
Min. water depth req.	17.5 in.		19 in.		20 in.		24 in.		26 in.		28 in.	
PATTERNS	H	W	H	W	H	W	H	W	H	W	H	W
A Linden	6 ft.	18 ft.	8 ft.	25 ft.	18 ft.	30 ft.	19 ft.	35 ft.	20 ft.	35 ft.	24 ft.	28 ft.
B Cypress	6 ft.	16 ft.	7.5 ft.	25 ft.	NA	NA	NA	NA	NA	NA	NA	NA
C Willow	4.5 ft.	15 ft.	6 ft.	23 ft.	12.5 ft.	28 ft.	13 ft.	35 ft.	14 ft.	36 ft.	NA	NA
D Juniper	3 ft.	20 ft.	4 ft.	27 ft.	8 ft.	46 ft.	9 ft.	48 ft.	10 ft.	50 ft.	NA	NA
E Redwood	NA	NA	NA	NA	22 ft.	7 ft.	24 ft.	8 ft.	26 ft.	8 ft.	30 ft.*	10 ft.*
F Spruce	NA	NA	NA	NA	19 ft.	10 ft.	21 ft.	13 ft.	24 ft.	15 ft.	NA	NA
G Sequoia	7 ft.	4 ft.	10 ft.	6 ft.	NA	NA	NA	NA	21 ft.	10 ft.	26 ft.	10 ft.
H Birch	NA	NA	NA	NA	12 ft.	11 ft.	14.5 ft.	10 ft.	14 ft.	12 ft.	14.5 ft.	13 ft.
I Magnolia*	NA	NA	NA	NA	14 ft.	42 ft.	16 ft.	52 ft.	19 ft.	60 ft.	22 ft.	69 ft.
J Madrone*	NA	NA	NA	NA	13 ft.	36 ft.	15 ft.	46 ft.	17 ft.	50 ft.	20 ft.	60 ft.
K Palm*	NA	NA	NA	NA	13 ft.	25 ft.	15 ft.	28 ft.	18 ft.	30 ft.	20 ft.	34 ft.
L Mahogany*	NA	NA	NA	NA	12 ft.	34 ft.	14 ft.	42 ft.	16 ft.	50 ft.	19 ft.	60 ft.

*Premium Nozzles are sold separately. The 7.5HP Redwood pattern is sold separately.

**120V units are available with power cords up to 200 ft. in 50 ft. increments. 240V units are available with power cords up to 250 ft. in 50 ft. increments, as well as 300 ft., 400 ft., and 500 ft. options. (50 ft. power cord not available for 5HP or 7.5HP units.)

***+ /- 10% depending on nozzle used.

STANDARD NOZZLE OPTIONS (PREMIUM NOZZLES ON NEXT PAGE)



A - Linden, 3HP




B - Cypress, 1HP



C - Willow, 2HP



D - Juniper, 2HP



E - Redwood, 3HP



F - Spruce, 3HP



G - Sequoia, 3/4HP



H - Birch, 2HP

OPTIONAL PREMIUM NOZZLES

Premium nozzles offer splendid beauty above and beyond our included patterns for the 2HP, 3HP, 5HP and 7.5HP J Series Decorative Fountains. They may be purchased separately and allow you to define your experience by selecting the premium nozzle of your choice. Each nozzle simply fits on the fountain and is held in place with 3 set screws.



I - Magnolia, 3HP



J - Madrone, 3HP



K - Palm, 3HP



L - Mahogany, 3HP

Optional Lighting Packages


Couple your J Series Decorative Fountain with a state-of-the-art lighting package to dramatically increase its brilliance, elegance and class. Available in composite or stainless steel housings and in several color options, these versatile LED lights deliver a pleasing look and exciting atmosphere. See the options below to decide which system is right for you.



RGB LED Color-Changing Lights

With the choice of 9 colors, 3 rhythmic sequences and the option to add music, you can hand pick the perfect display.


- Choose from white, warm white, red, green, blue, orange, yellow, cyan and magenta
- Available as a 3 fixture (1/2HP-1HP units) or 6 fixture (2HP-3HP) units kits
 - Visual impression of RGB systems on 2HP and 3HP units depends on background light pollution
- 1-piece composite housing includes an ultra sonic weld around the lens to ensure water-tight operation
- 2 year warranty



LED Lights in Composite Housings

These state-of-the-art lighting systems feature durable construction to shine brilliantly into the evening hours.

- Displays classic white color and includes red, green, blue and amber lenses
- Available as a 3 fixture (1/2HP-2HP units) or 6 fixture (2HP-3HP units) kits
- 1-piece composite housing includes an ultra sonic weld around the lens to ensure water-tight operation
- 2 year warranty



LED Lights in Stainless Steel Housings

Featuring a durable, corrosion-resistant enclosure, these lights are the ultimate solution to ensure an elegant and classic display.

- Displays classic white color and includes red, green, blue and amber lenses
- Available as a 3 fixture (1/2HP-1HP units) or 6 fixture (2HP-7.5HP units) kits
- Rugged 304 stainless steel housings make for extremely dependable operation even in corrosive environments
- 2 year warranty



LED Puck Lights

This ring of 8 puck lights nest perfectly into your J Series float and will dramatically extend the enjoyment of your water feature.

- Displays classic white color
- Available for 1/2HP and 3/4HP J Series Fountains
- Durable composite material and sound assembly ensures many hours of run time
- 1 year warranty