

# Raised

SARA CURTIS  radiant home studios

Quilting Cotton with Linen-Cotton Coordinates





Y3420-104



Y3418-112



Y3419-53



Y3420-100



Y3416-53



Y3418-53



Y3415-112



Y3417-105

100% Cotton Shirting

30x30/75x75

43 - 44" wide - 15 Yds D/R

# Raised

SARA CURTIS  radiant home studios



100% Cotton Shirting - 30x30/75x75



43 - 44" wide - 15 Yds D/R



Y3419-2



Y3420-69



Y3418-69



Y3419-50



Y3417-51



Y3415-50

100% Cotton Shirting

30x30/75x75

43 - 44" wide - 15 Yds D/R

# Raised

SARA CURTIS  radiant home studios

Linen-Cotton Coordinates



Y3470-103 Linen Blend



Y3470-53 Linen Blend



Y3470-51 Linen Blend

55% Linen / 45% Cotton

44 - 45" wide - 15 Yds D/R




NOT JUST MADE HERE · GROWN HERE  
**AMERICAN MADE BRAND**  
 SEATTLE · WASHINGTON



## CUT GOODS

*Cut Goods do not include linen blends*

 Y3415-104	Fat Quarters <b>FQ0357</b> 17 pieces
 Y3415-50	
 Y3415-112	Fat Eighths <b>FE0357</b> 17 pieces
 Y3417-105	
 Y3417-2	2.5" Strips <b>ST0357</b> 40 total pieces  3 each: Y3415-104, Y3415-50, Y3415-112, Y3417-105, Y3417-2, Y3417-51 and 2 each: Y3416-50, Y3416-53, Y3418-53, Y3419-2, Y3420-69, Y3418-69, Y3419-50, Y3420-100, Y3418-112, Y3420-104, Y3419-53
 Y3417-51	
 Y3416-50	
 Y3416-53	
 Y3418-53	5" Squares <b>SQ0357</b> 42 total pieces  3 each: Y3415-104, Y3415-50, Y3415-112, Y3417-105, Y3417-2, Y3417-51, Y3416-50, Y3416-53 and 2 each: Y3418-53, Y3419-2, Y3420-69, Y3418-69, Y3419-50, Y3420-100, Y3418-112, Y3420-104, Y3419-53
 Y3419-2	
 Y3420-69	10" Squares <b>TSQ0357</b> 42 total pieces  3 each: Y3415-104, Y3415-50, Y3415-112, Y3417-105, Y3417-2, Y3417-51, Y3416-50, Y3416-53 and 2 each: Y3418-53, Y3419-2, Y3420-69, Y3418-69, Y3419-50, Y3420-100, Y3418-112, Y3420-104, Y3419-53
 Y3418-69	
 Y3419-50	10" Squares <b>TSQ0357</b> 42 total pieces  3 each: Y3415-104, Y3415-50, Y3415-112, Y3417-105, Y3417-2, Y3417-51, Y3416-50, Y3416-53 and 2 each: Y3418-53, Y3419-2, Y3420-69, Y3418-69, Y3419-50, Y3420-100, Y3418-112, Y3420-104, Y3419-53
 Y3420-100	
 Y3418-112	10" Squares <b>TSQ0357</b> 42 total pieces  3 each: Y3415-104, Y3415-50, Y3415-112, Y3417-105, Y3417-2, Y3417-51, Y3416-50, Y3416-53 and 2 each: Y3418-53, Y3419-2, Y3420-69, Y3418-69, Y3419-50, Y3420-100, Y3418-112, Y3420-104, Y3419-53
 Y3420-104	
 Y3419-53	

NEW!

# Mary's Tulips Apron

Designed by Sara Curtis • Purchase PDF downloads at [radianthomestudio.com](http://radianthomestudio.com)  
Contact [Sara@radianthomestudio.com](mailto:Sara@radianthomestudio.com) to be set up as a wholesale buyer

Order No. 2004



USE THIS CODE  
TO VISIT RADIANT  
HOME STUDIO  
FOR MORE INFO!



Make this fashionable apron with 2 yards Linen-Cotton fabric (Y3470) in the Brick, Light Teal, or Navy. Finish with a contrast strap and pocket in sturdy waxed canvas or alternative sturdy material such as leather or cork fabric.

Rivets add style and keep your kitchen or gardening tools secure.

Excellent kit or class for working with these unusual materials.

Pattern available January 2022.

# Pattern by Radiant Home Studio

# Penfield Pocket Tote

Designed by Sara Curtis • Purchase PDF downloads at [radianthomestudio.com](http://radianthomestudio.com)  
 Contact [Sara@radianthomestudio.com](mailto:Sara@radianthomestudio.com) to be set up as a wholesale buyer  
 Order No. 1005 • Finished size: 14.5" x 16" x 3.5"



A.

C.



B.

Fabrics, Navy Version A	1 Kit	10 Kits	20 Kits
Main exterior: Navy Mary's Tulips Linen Cotton Y3470-53 *	1 ½ yards	1 bolt	2 bolts
Contrast exterior: Light Forest Favorite Blouse Y3418-112 *	¾ yard	1 bolt	1 bolt
Lining: Teal Mary's Garden Y3415-104	2 yards	2 bolts	3 bolts

Fabrics, Brick Version B	1 Kit	10 Kits	20 Kits
Main exterior: Brick Mary's Tulips Linen Cotton Y3470-51 *	1 ½ yards	1 bolt	2 bolts
Contrast exterior: Light Cream Upstate Y3417-2 *	¾ yard	1 bolt	1 bolt
Lining: Dark Gold Favorite Blouse Y3418-69	2 yards	2 bolts	3 bolts

Fabrics, Teal Version C	1 Kit	10 Kits	20 Kits
Main exterior: Light Teal Mary's Tulips Linen Cotton Y3470-103 *	1 ½ yards	1 bolt	2 bolts
Contrast exterior: Light Turquoise Ruby Ring Y3420-100 *	¾ yard	1 bolt	1 bolt
Lining: Navy Treasure Hunting Y3416-53	2 yards	2 bolts	3 bolts

Also needed for each bag: 4 yards 22" wide fusible interfacing, 1 yard 45" wide fusible stabilizer, two ¼" rivets, two metal snaps size 24, one ¾" magnetic snap, 1" D-ring, 7" zipper, 12" of ¼" elastic.

\*Note: Original pattern calls for 56" wide fabric. These requirements updated for 44" fabric.

Pattern by Radiant Home Studio



IDEAL FOR FQ PACK!

## Flower City Potholders

Designed by Sara Curtis • Purchase PDF downloads at [radianthomestudio.com](http://radianthomestudio.com)  
 Contact [Sara@radianthomestudio.com](mailto:Sara@radianthomestudio.com) to be set up as a wholesale buyer

Order No. 2003

Square Potholder: 9" x 9" • Double-Pocket Potholder: 30" x 6.5" • Oven Mitt: 6" x 12"



USE THIS CODE  
 TO VISIT RADIANT  
 HOME STUDIO  
 FOR MORE INFO!




Each set of three takes about 1 yard fabric total. Grab a Raised FQ Pack FQ0357 plus additional FQs of the linen blend in whatever colorway strikes your fancy, and divvy up for kits. So easy! Excellent for a small class or retreat.

You will also need 1 yard thermal batting and 1 yard lightweight cotton batting per set. A bias-tape maker is optional but very helpful.

# Pattern by Radiant Home Studio



# Country Life


Table Topper featuring Linen-Cotton

By Villa Rosa Designs  
48" x 48"

Designed by Pat Fryer  
villarosadesigns.com



USES  
PRE CUTS!



Fabrics	Navy Version	Brick Version	Light Teal Version	1 Kit	10 Kits	20 Kits
Patchwork:	Raised 5" Square Pack SQ0357	Raised 5" Square Pack SQ0357	Raised 5" Square Pack SQ0357	1 pack	10 packs	20 packs
Theme Fabric:	Navy Mary's Tulips Linen Cotton Y3470-53	Brick Mary's Tulips Linen Cotton Y3470-51	Light Teal Mary's Tulips Linen Cotton Y3470-103	1 yard	1 bolt	2 bolts
Contrast & binding:	Navy Spring Lilies Y3419-53	Light Brick Spring Lilies Y3419-50	Light Turquoise Ruby Ring Y3420-100	1 yard	1 bolt	2 bolts
Backing:	Teal Mary's Garden Y3415-104	Light Brick Treasure Hunting Y3416-50	Dark Teal Upstate Y3417-105	3 1/2 yards	3 bolts	5 bolts



# Chickens

By Cluck Cluck Sew  
Medium shown: 54" x 60"

Order No. CCS #185

Designed by Allison Harris  
[cluckclucksewpatterns.com](http://cluckclucksewpatterns.com)



Fabrics	1 Kit	10 Kits	20 Kits
Teal Mary's Garden Y3415-104	1 FQ	1 bolt	1 bolt
Light Forest Mary's Garden Y3415-112	1 FQ	1 bolt	1 bolt
Light Brick Treasure Hunting Y3416-50	1 FQ	1 bolt	1 bolt
Brick Upstate Y3417-51	1 FQ	1 bolt	1 bolt
Dark Teal Upstate Y3417-105	1 FQ	1 bolt	1 bolt
Dark Gold Favorite Blouse Y3418-69	1 FQ	1 bolt	1 bolt
Navy Spring Lilies Y3419-53	1 FQ	1 bolt	1 bolt
Dark Gold Ruby Ring Y3420-69	1 FQ	1 bolt	1 bolt
Red combs:			
Light Brick Mary's Garden Y3415-50	1/8 yard	1 bolt	1 bolt
Beaks/feet: Gold Solid AMB-68	1/4 yard	1 bolt	1 bolt
Nests: Light Cream Spring Lilies Y3419-2	3/8 yard	1 bolt	1 bolt
Background: Light Cream Solid AMB-2	2 3/4 yards	2 bolts	4 bolts
Binding: Light Brick Spring Lilies Y3419-50	1/2 yard	1 bolt	1 bolt
Backing: Light Cream Upstate Y3417-2	3 1/2 yards	3 bolts	5 bolts

Also included: Small & Large versions

# Raised

SARA CURTIS 



## Red Barns

By Ginger • 48" x 60"  
 Order No. G020 • [gingiber.com](http://gingiber.com)  
 Designed by Stacie Bloomfield  
 & Written by Charley Machicote



### Fabrics

Two barns: Light Brick Mary's Garden Y3415-50  
 Two barns: Dark Teal Upstate Y3417-105  
 One barn: Light Cream Spring Lilies Y3419-2  
 One barn: Teal Ruby Ring Y3420-104  
 Doors, windows, star-block background:  
     Light Turquoise Ruby Ring Y3420-100  
 Two roofs: Light Cream Upstate Y3417-2  
 One roof: Dark Gold Ruby Ring Y3420-69  
 One roof and star points: Teal Mary's Garden Y3415-104  
 Two roofs and star points: Navy Favorite Blouse Y3418-53  
 Blue sky: Teal Solid AMB-104  
 Star centers: Light Brick Treasure Hunting Y3416-50 \*  
 Star centers: Navy Treasure Hunting Y3416-53 \*  
 Binding: Light Forest Favorite Blouse Y3418-112  
 Backing: Navy Spring Lilies Y3419-53

1 Kit	10 Kits	20 Kits
5/8 yard	1 bolt	1 bolt
5/8 yard	1 bolt	1 bolt
3/8 yard	1 bolt	1 bolt
3/8 yard	1 bolt	1 bolt
3/4 yard	1 bolt	1 bolt
1/3 yard	1 bolt	1 bolt
1/6 yard	1 bolt	1 bolt
1/3 yard	1 bolt	1 bolt
1/2 yard	1 bolt	1 bolt
1/3 yard	1 bolt	1 bolt
1/8 yard	1 bolt	1 bolt
1/8 yard	1 bolt	1 bolt
1/2 yard	1 bolt	1 bolt
3 1/4 yards	3 bolts	5 bolts

\*Pattern calls for 6 prints; for unified look & less waste, we reduced to 2.



# NEW! Dinner Party

By A Bright Corner • Order No. 336 • [abrightcorner.com](http://abrightcorner.com)  
 Twin Size Shown: 72" x 85" • Designed by Andy Knowlton

USES  
 PRECUTS!



Fabrics	1 Kit	10 Kits	20 Kits
Raised 10" Square Pack TSQ0357	1 pack	10 packs	20 packs
Contrast: Dark Gold Favorite Blouse Y3418-69	1 yard	1 bolt	2 bolts
Background: Light Turquoise Ruby Ring Y3420-100	3 ½ yards	3 bolts	5 bolts
Binding: Dark Gold Ruby Ring Y3420-69	¾ yard	1 bolt	1 bolt
Backing: Dark Teal Upstate Y3417-105	6 ¾ yards	5 bolts	9 bolts

Pattern includes 4 sizes Crib-Queen




# Rosemary & Thyme

## Shirts for boys & girls



Thyme shirt



Rosemary shirts

By Project Run + Play  
Rosemary Shirt: 1-6X, 7-14  
Thyme Shirt: 1-6X, 8-16

For wholesale: [projectrunandplay@gmail.com](mailto:projectrunandplay@gmail.com)

Purchase PDF at [projectrunandplay.com](http://projectrunandplay.com)

*Fabrics:* Plan on  $\frac{3}{4}$  to  $1\frac{3}{4}$  yards of main fabric depending on size, and  $\frac{1}{4}$  yard each of any contrast material desired. You will also need  $\frac{1}{2}$ " buttons, lightweight interfacing, and  $\frac{1}{2}$ " elastic (for optional waist definition).