












TP-Link PoE Switch Detail



Picture	Model	PoE Power Budget (W)	Port Type	PoE Port	PoE IEEE Standard	Remark
	TL-SG1005P	56 W	5 LAN	4	PoE	Unmanaged
	TL-SG1008MP	126 W	8 LAN	8	PoE, PoE+	Unmanaged
	TL-SG108PE	55 W	8 LAN	4	PoE	Easy Smart
	TL-SG1016PE	110 W	16 LAN	8	PoE, PoE+	Easy Smart
	T1500G-10PS	53 W	8 LAN + 2 SFP	8	PoE	Smart
	T1500G-10MPS	116 W	8 LAN + 2 SFP	8	PoE, PoE+	Smart
	T1600G-28PS	192 W	24 LAN + 4 SFP	24	PoE, PoE+	Smart
	T1600G-52PS	384 W	48 LAN + 4 SFP	48	PoE, PoE+	Smart
	T2600G-28MPS	384 W	24 LAN + 4 SFP	24	PoE, PoE+	Managed
	TL-SM311LS					MiniGBIC Single mode
	TL-SM311LM					MiniGBIC Multi mode

Note: PoE คือ IEEE802.3af (สูงสุด 15W)
 PoE+ คือ IEEE802.3at (สูงสุด 30W)