







# BioClinic Positioners and Surfaces Catalog



## BioClinic Program Offering

Since 1976, BioClinic has been a leader in design of innovative, quality mattresses, overlays and positioners for patients in all care settings. Our diverse foam product line truly offers something for every patient and is supported by the long-respected Joerns Healthcare name. At Joerns Healthcare we can think of no better way of supporting our customers than by staying focused on the philosophy that built our business: to re-define the environment in which care is delivered.


This catalog displays the entire BioClinic line from positioners to cushions to therapeutic support surfaces. You will find that all our BioClinic products are latex free and have options to meet required safety and fire standards. This year, we are proud to announce the launch of our new BioClinic surfaces featuring three tiers of quality foam mattresses, encompassing the needs of any buyer.

Combining quick shipment, industry-leading depth of offering and our widely-acclaimed customer service, you will find that Joerns Healthcare is a partner you can rely on.

We understand that today's marketplace is more competitive than ever before. As our partner, you will have access to some of the industry's best foam products, and you may also see added value in your bottom line. We offer what you need, at a competitive price. We stay competitive to keep you competitive. And in today's marketplace, that is a partnership designed for success.

Positioners.....	<b>4</b>
Abduction Pillows .....	<b>8</b>
Head Cradles.....	<b>10</b>
OR Pads.....	<b>12</b>
Donuts .....	<b>14</b>
Positioning Wedges.....	<b>15</b>
Positioning Aligner and Rolls.....	<b>16</b>
Neonate.....	<b>17</b>
Seat Cushions .....	<b>18</b>
Pillows .....	<b>23</b>
Overlays .....	<b>26</b>
Premium Overlays.....	<b>30</b>
Therapeutic Support Surfaces.....	<b>32</b>
Warranty Information .....	<b>40</b>
Flammability Information .....	<b>41</b>
Cleaning Information .....	<b>43</b>

In today's hospital environment, patients need positioners for pressure redistribution and comfort in any operating room procedure. The BioClinic line of positioners offers foam density options and strategic product designs to match patient requirements in most operating room and care setting environments. BioClinic foam positioners provide cost-effective clinical solutions to improve pressure redistribution and enable the provision of high quality care in hospitals, nursing homes and home care settings.



## BioClinic – Known Best for Inventing the Egg Crate®!

- Higher density foam offers better support
- Very diverse line, accommodates most patients
- Foam is inherently flame retardant, without using sprayed-on chemicals, providing better protection and more comfort without stickiness caused by topical solutions
- Made in our own factory, providing on-time delivery, product reliability, and short lead times

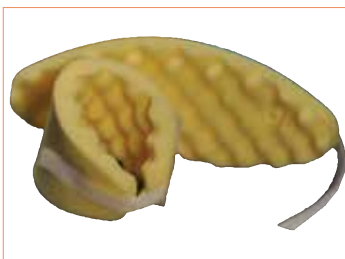


### Compression Packaging

*Maximize Storage Efficiency*

We understand that space is limited. Therefore, we offer a variety of compression packaged products that spring to full size once opened.

Items within this catalog marked with **[CP]** are compression packaged.



### Premium Positioners

*Increased Support and Comfort*

In some situations a more robust foam positioner is required to provide the necessary support. BioClinic offers two levels of positioners for our most commonly ordered items.

- Premium positioners are available in a 1.5 lb. foam density, providing increased support for longer procedures and heavier patients
- Premium positioners are indicated by shading; see sample below. Color will match the section the product is within.

Part No..	Size	Qty
Example	6" x 8" x 3"	Example
Example	6" x 8" x 3"	Example

← Standard  
← Premium

## Foot and Ankle Extremity Positioners

### A Heel/Ankle Protector

- Provides non-slip protection for heel and ankle area
- Guards against trauma from hard surfaces like wheelchairs or foot boards
- Vented for aeration and drainage



4815

Part No.	Size	Qty
4815	6" x 14" x 1.5"	20 PR/CS
9815	6" x 14" x 1.5"	20 PR/CS

### B Foot Prop Splint

- Maintains prescribed foot position with adjustability
- Assists in the prevention of foot drop and helps prevent unwanted plantar flexion
- Offloads heel by keeping it off the mattress
- Ideal for long term use



8032

Part No.	Size	Qty
8032	6.5" x 22" x 6.5"	4/CS

### C Foot Prop Positioner

- Maintains desired foot position
- Offloads heel by elevating it off mattress surface
- Offers tremendous flexibility with multiple straps



9825

Part No.	Size	Qty
9825	8" x 7" x 8"	6/CS
9827	8.5" x 8" x 9.5"	4/CS

### D Foot Protector

- Offers total protection of the entire foot
- Provides non-slip protection for heel and ankle area
- Guards against trauma from hard surfaces like wheelchairs or foot boards
- Vented for aeration and drainage



550242-CC

Part No..	Size	Qty
550242-CC [CP]	6" x 9" x 3"	40/CS

## Upper Extremity Positioners

### E Elbow (Ulnar Nerve Protectors)

- Protects against hard surface contact
- Deep foam provides reliable cushioning on bony prominences in the ulnar nerve area



Part No.	Dimensions	Qty
4816	6" x 16" x 1.5"	20 PR/CS
9816	6" x 16" x 1.5"	20 PR/CS

### F Laminectomy Arm Cradles

- Offers cushioning for arms, shoulders, elbows and ulnar nerves
- Design allows for varying arm positions



Part No.	Size	Qty
550236-CC	5" x 24" x 3"	12 PR/CS
9808	5" x 24" x 3"	12 PR/CS

### G Arm Cradle

- Maintains arm position with comfort
- Assists in the prevention of trauma to the wrist and arm
- Redistributes pressure and provides ventilated comfort
- Ideal for long term use



Part No.	Size	Qty
8856 [CP]	9" x 12" x 16"	5/CS
9790 [CP]	9" x 12" x 16"	5/CS

## Leg Positioners

### H Arthroscopic Well Leg Holder

Provides support and comfort for legs, knees and ankles



Part No.	Size	Qty
550223	10" x 21" x 4"	4/CS

### I Arm and Leg Elevator


- Helps prevent internal and external rotation
- Maintains position and elevation while providing support for the leg, ankle and heel
- Ideal as a cast support



Part No.	Size	Qty
8016	11" x 17.5" x 11.5"	4/CS
8021 [CP]	11" x 31.5" x 14"	1/EA

### J Cast Elevator

- Maintains position while providing support for the leg ankle and heel
- Ideal as cast support, particularly for ankle and foot casts



Part No.	Size	Qty
8034	12" x 33.5" x 12"	1/EA


### K Foot Cradle

- Maintains foot position with comfort
- Assists in the prevention of heel and ankle trauma
- Ideal for long term use



Part No.	Size	Qty
8028	8" x 14" x 8"	4/CS
9828	8" x 14" x 8"	4/CS

BioClinic has an extensive and versatile offering of abduction pillows, designed to meet a variety of patient needs. We offer a wide variety of sizes to choose from as well as flat side, concave side, comfort band and wheelchair options to support patient needs and assist in the prevention of trauma in post-surgical hip procedures.



## Dimension Guide Example



- I. = 4.5"
- II. = 18"
- III. = 12"
- IV. = 6"

Part No.	Dimensions	Qty
Example	4.5" x 18" x 12" x 6"	Example



### A Flat Side

Choose this style for stable support



Adjustable soft straps

Part No.	Size	Dimensions	Qty
8037H [CP]	Small	4.5" x 18" x 12" x 6"	4/CS
8035H [CP]	Medium	4.5" x 22" x 14" x 6"	4/CS
8036H [CP]	Large	4.5" x 25" x 16" x 6"	4/CS
8038H [CP]	XL	4.5" x 22" x 20" x 6"	4/CS

### B Concave Side

Choose this style for a conformed fit



Adjustable soft straps with concave sides that conform to the body

Part No.	Size	Dimensions	Qty
8022 [CP]	Small	4.5" x 18" x 12" x 6"	4/CS
8015 [CP]	Medium	4.5" x 22" x 14" x 6"	4/CS
8023 [CP]	Large	4.5" x 25" x 16" x 6"	4/CS
8024 [CP]	XL	4.5" x 22" x 20" x 6"	4/CS
9819 [CP]	Small	4.5" x 18" x 12" x 6"	4/CS
9820 [CP]	Medium	4.5" x 22" x 14" x 6"	4/CS
9821 [CP]	Large	4.5" x 25" x 16" x 6"	4/CS

### C Concave Side with Comfort Band

Choose this style for maximum patient comfort



Adjustable soft straps with concave sides and soft cloth layer that acts as a comfort cushion

Part No.	Size	Dimensions	Qty
8122	Small	4.5" x 18" x 12" x 6"	4/CS
8115	Medium	4.5" x 22" x 14" x 6"	4/CS
8123	Large	4.5" x 25" x 16" x 6"	4/CS
8124	XL	4.5" x 22" x 20" x 6"	4/CS
9719 [CP]	Small	4.5" x 18" x 12" x 6"	4/CS
9720 [CP]	Medium	4.5" x 22" x 14" x 6"	4/CS
9721 [CP]	Large	4.5" x 25" x 16" x 6"	4/CS
9722 [CP]	XL	4.5" x 22" x 20" x 6"	4/CS


### D Wheelchair Abduction Pillow

Choose this style when the patient is required to be in a wheelchair or seated position



Part No.	Dimensions	Qty
8019	4.5" x 18" x 12" x 6"	6/CS

BioClinic head cradles provide comfortable immobilization of head and neck. They may be used for lateral, supine or prone position, and are available in various sizes.



## Dimension Guide Example



I. = 9"  
 II. = 8"  
 III. = 4.25"

Part No.	Dimensions	Qty
Example	9" x 8" x 4.25"	Example

## A Adult Head Cradles




Part No.	Dimensions	Qty
8815 [CP]	9" x 8" x 4"	24/CS
9817 [CP]	9" x 8" x 4"	24/CS
9818* [CP]	9" x 8" x 4"	24/CS

\*Centerpiece is intact and die-cut

### B Adult Head Cradle

The IV slit allows an IV to pass easily from the equipment to the patient



Part No.	Dimensions	Qty
8816 [CP]	8" x 9" x 4.5"	24/CS
8817 [CP]	8" x 9" x 4.5"	24/CS

### C Slotted Head Cradles

Allows a breathing or tracheal tube to pass easily from the equipment to the patient



Part No.	Dimensions	Qty
550214-CC [CP]	9" x 8" x 4"	24/CS
8851 [CP]	9" x 8" x 4"	24/CS
9824 [CP]	9" x 8" x 4"	24/CS

### D Framed Head Cradles

Higher density foam provides more comfort and support



Part No.	Dimensions	Qty
8852	11" x 10" x 5.5"	20/CS
550269	11" x 10" x 5.5"	20/CS




### E Child/Pediatric Head Cradles




Part No.	Description	Size	Qty
8813	Pediatric Head Cradle	2.25" x 5" x 4.5"	48/CS
8814	Child Head Cradle	3.5" x 7" x 6.25"	24/CS
9813	Pediatric Body Wrap Head Cradle	2.25" x 5" x 4.5"	48/CS
9814	Child Body Wrap Head Cradle	3.5" x 7" x 6.25"	24/CS

BioClinic Eggcrate®, precision cut and flat pads have a variety of uses in the operating room (OR) including use as table pads, sacral pads, and arm board pads.



**A OR Eggcrate Pads**




Part No.	Dimensions	Qty
2072	20" x 72" x 2"	12/CS
9850	20" x 72" x 2"	6/CS
2074	20" x 72" x 4"	3/CS
2102-CC	33" x 72" x 2"	18/CS

Part No.	Dimensions	Qty
3234	24" x 34" x 3"	6/CS

Part No.	Dimensions	Qty
8855	20" x 12" x 2"	12 PR/CS
8618	12" x 12" x 2"	12 PR/CS

Part No.	Dimensions	Qty
8616	16" x 8" x 1.5"	12 PR/CS
SY0136 [CP]	9" x 8" x 3"	30/CS

**B OR Precision Cut Pads**



Part No.	Dimensions	Qty
C2150-CC	32.5" x 72" x 1.5"	18 PR/CS
9831	16" x 18" x 2.5"	12/CS
550460-CC	24" x 8" x 1.5"	12/CS
550228-CC	20" x 8" x 2"	12/CS

**C OR Flat Pads**




Part No.	Dimensions	Qty
8071	12" x 15" x 0.5"	100/CS
8075	12" x 15" x 0.5"	36/CS
8619	12" x 12" x 1"	12 PR/CS




**D Foam Towel Roll**

Simply trim the material with standard fabric scissors to customize to your needs.



Part No.	Dimensions	Qty
8212	12" x 54" x 0.125"	24/CS

The extremity donuts provide versatile cushioning by allowing caregivers to reposition the patient to redistribute pressure on bony prominences. They are available in various sizes to accommodate pediatric to geriatric patients and are ideal for pillowing, heel positioning or between the knees.



**A Donut Positioners**



Part No.	Size	Qty
8804	1.75" x 5"	24 PR/CS
8805	1.75" x 5"	24 PR/CS
8807	1.5" x 7"	24 PR/CS
8809	1.75" x 9"	32/CS
550211-CC	1.75" x 9"	32/CS


**B All-In-One Donut Positioners**

All-in-one donut positioners transform from a traditional extremity cushion to a pressure-redistributing positioner that provides ventilated comfort.

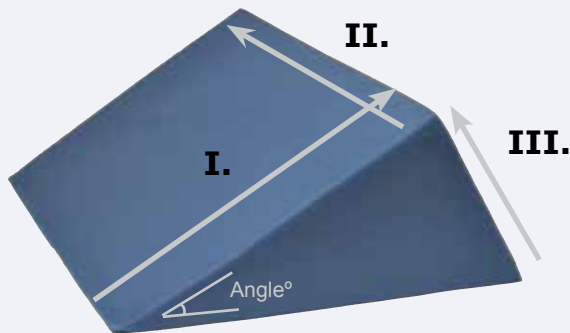


Part No.	Size	Qty
8853	1.75" x 10.5"	32/CS
9809	1.75" x 10.5"	32/CS

BioClinic positioning wedges stabilize and secure patients in multiple positions. They hold positions far better than rolled towels and pillows and can also be used to support arms and legs. BioClinic provides an extensive offering of positioning wedges to meet the changing needs of your patients.



## Dimension Guide Example



I. = 12"  
 II. = 30"  
 III. = 12"

Part No.	Description	Size	Qty
Example	Angle°	12" x 30" x 12"	Example

## A Positioning Wedges

- Stabilizes and secures patient in the desired position
- Will not slip or slide
- Can be used to support arms or legs when lying on the side; or at the foot of bed to prevent sliding in supine or gatched positions



Soft cotton cover for comfort

Part No.	Description	Size	Qty
C7	15° Wedge	24" x 24" x 7"	2/CS
C10	25° Wedge	24" x 24" x 10"	2/CS
C12	30° Wedge	24" x 24" x 12"	2/CS



Waterproof cover for protection

Part No.	Description	Size	Qty
8040	15° Wedge	24" x 24" x 7"	2/CS
8060	25° Wedge	24" x 24" x 10"	2/CS
8050	30° Wedge	24" x 24" x 12"	2/CS

## A Positioning Wedges Continued



Part No.	Description	Size	Qty
8030	60° Wedge	12" x 30" x 12"	2/CS
CS8244 [CP]	50° Wedge	12" x 23" x 7"	6/CS
8020	45° Wedge	18" x 20" x 18"	2/CS
9810	60° Wedge	20" x 21" x 12"	2/CS

## B Positioning Wedge Replacement Covers

- Please choose appropriate cover based on the specifications of your wedge.

Part No.	Fits Wedges Up To	Qty
C74	24" x 24" x 7"	6/CS
C104	24" x 24" x 10"	6/CS
C124	24" x 24" x 12"	6/CS

## C Body Aligners


- Promotes proper hip and spinal alignment while helping prevent and manage sacral pressure ulcers
- Provides greater stability than pillows




Part No.	Description	Size	Qty
8218	45° Body Aligner, Small	7" x 10" x 7"	8/CS
9811	45° Body Aligner, Small	7" x 10" x 7"	8/CS
8017 [CP]	50° Body Aligner, Large	9" x 8" x 23"	4/CS
9812 [CP]	50° Body Aligner, Large	9" x 8" x 23"	4/CS
18070 [CP]	50° Body Aligner with waterproof cover, Large	9" x 8" x 23"	8/CS

## D Positioning Rolls

- Offers tremendous versatility
- Dense foam envelops the patient and offers comfort while redistributing pressure
- Useful in a multitude of surgical and post-surgical procedures




Part No.	Description	Size	Qty
8705	Positioning Roll	5" x 17"	9/CS
9805	Positioning Roll	5" x 17"	2/CS



Part No.	Description	Size	Qty
8854	Positioning Half Roll	5" x 17" x 7"	9/CS
C3007	Positioning Half Roll	5" x 17" x 7"	9/CS





**Neonate Crate**

- The neonate crate enhances infant pressure redistribution while providing a comfortable and secure environment


**Neonate Comforter**

- Soft, warm neonate comforters are available for added tactile stimulation

**Neonate Wedge**


- Designed to reposition infant's head and torso to 15° to reduce the risk of regurgitation after feeding

**A Neonate Crate**



Part No.	Description	Size	Qty
550001 [CP]	Neonate Crate (includes side rails)	12" x 25" x 1.5"	10/CS
550005 [CP]	Eggcrate Neonate Crate (without side rails)	12" x 25" x 1.5"	10/CS
550007-CC [CP]	Flat Neonate	12" x 25" x 1.5"	10/CS

**B Neonate Accessories**



Part No.	Description	Size	Qty
550002 [CP]	Neonate Wedge	11" x 12" x 3"	20/CS
550003 [CP]	Neonate Crate Comforter	12" x 25"	20/CS


**C Pediatric Head Cradles**



Part No.	Description	Size	Qty
8813	Pediatric Head Cradle	2.25" x 5" x 4.5"	48/CS
9813	Body Wrap Head Cradle	2.25" x 5" x 4.5"	48/CS

Joerns Healthcare's BioClinic pillows and seat cushions are made from high quality materials that incorporate superior craftsmanship for lasting value. Our full spectrum product range provides solutions at a variety of expenditure levels.

Our pillows and seat cushions provide you with quality, comfort, and excellent pressure redistribution to assist you in achieving optimal clinical outcomes and increased patient comfort. Select a model with cushion back to promote good posture while providing proper support.



## A Gel Cushion


- Gel and foam product adapts to changing body contours
- Redistributes pressure and optimizes patient comfort



Part No.	Description	Dimension	Qty
19051	Gel Cushion	17" x 17" x 3"	1/EA

## B Premium Wedge Cushion with Back

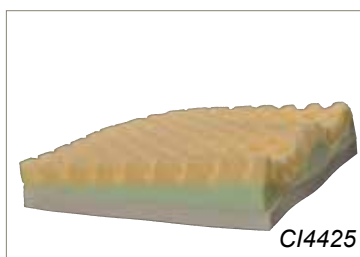
- Provides pressure redistribution, support, comfort and air circulation
- Available with or without back



Part No.	Description	Dimension	Qty
C14426	Premium Wedge Cushion with back	18" x 32" x 4"	6/CS
C14426C	Premium Wedge Cushion with back, protective sleeve	18" x 32" x 4"	6/CS

**C Premium Wedge Cushion**


- Leg contours and unique wedge design keep patients properly positioned in the chair
- Cushion is 4" in front, tapering to 3" in back



Part No.	Description	Dimension	Qty
CI4425	Premium Wedge Cushion	18" x 16" x 4"	8/CS
CI4425C	Premium Wedge Cushion with protective sleeve	18" x 16" x 4"	8/CS

**D Flat Top Wheelchair Cushion with Back**


- Provides pressure redistribution, support, comfort and air circulation
- Available with or without back



Part No.	Description	Dimension	Qty
CI4416	Flat Top Cushion with back	18" x 32" x 4"	6/CS
CI4416C	Flat Top Cushion with back, protective sleeve	18" x 32" x 4"	6/CS

**E Flat Top Cushion**


- Provides pressure redistribution, support, comfort and air circulation
- Available with or without back



Part No.	Description	Dimension	Qty
CI4415	Flat Top Cushion	18" x 16" x 4"	6/CS
CI4415C	Flat Top Cushion with protective sleeve	18" x 16" x 4"	6/CS

**F Coccyx Cushion**

- Unique design provides pressure relief on the coccyx bone
- Provides added comfort and support

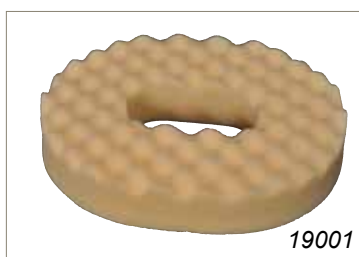


*shown without cover*

Part No.	Description	Dimension	Qty
19041	Coccyx Cushion with blue cover	16" x 18" x 2"	6/CS
19046	Coccyx Cushion with blue cover	16" x 18" x 3"	6/CS

### G Contoured Invalid Ring

- Features a removable center
- Contours provide addition comfort and redistribution



shown without cover

Part No.	Description	Dimension	Qty
19001	Invalid Ring with blue cotton cover	14" x 12" x 2.5"	6/CS
19006	Invalid Ring with blue cotton cover	16" x 13" x 2.5"	6/CS
19011	Invalid Ring with blue cotton cover	18" x 15" x 2.5"	6/CS

### H Molded Invalid Ring

- Features a removable center
- Can be used as a conventional seating pillow or a versatile cushion for relief of hemorrhoidal discomfort



shown without cover

Part No.	Description	Dimension	Qty
19016	Invalid Ring with blue cotton cover	16" x 13" x 2.5"	6/CS

### I Urological Ring


Provides the comfort and support of other foam positioning rings while providing increased airflow



Part No.	Description	Dimension	Qty
C3015-CC	Urological Ring, no cover	14" x 18" x 4"	12/CS

### J Eggcrate Cushion


- Redistributes pressure by enveloping the bony parts of the body
- Available in multiple sizes



Part No.	Description	Base	Peak	Dimension	Qty
4217-CC	Eggcrate Cushion	1.5"	3"	17.75" x 16" x 3"	18/CS
4117-CC	Eggcrate Cushion	2"	3.5"	17.75" x 16" x 3.5"	18/CS
4119-CC	Eggcrate Cushion	1.5"	4"	18" x 16" x 4"	18/CS
4115-CC	Eggcrate Cushion	1.33"	4.25"	20" x 15" x 4.25"	18/CS

### K Contour Cushion

Unique contour-cut construction provides extra protection for bony prominences while optimizing patient comfort



Part No.	Description	Dimension	Qty
9832	Contour Cushion	18" x 16" x 4"	6/CS
9833	Contour Cushion with protective sleeve	18" x 16" x 4"	6/CS

### L Wheelchair Cushion

Unique contour-cut construction provides extra protection for bony prominences while optimizing patient comfort



Part No.	Dimension	Qty
C2	16" x 18" x 2"	6/CS
C3	16" x 18" x 3"	4/CS
C4	16" x 18" x 4"	3/CS

### M Bariatric Wheelchair Cushion

- Multi-layer foam with visco topper
- Incontinence-resistant cover
- Non-skid base and positioning straps
- Leg notches for added comfort



Part No.	Size	Qty
WC1620B4	16" x 20" x 4"	1/EA
WC1818B4	18" x 18" x 4"	1/EA
WC2018B4	20" x 18" x 4"	1/EA
WC2020B4	20" x 20" x 4"	1/EA

Part No.	Size	Qty
WC2418B4	24" x 18" x 4"	1/EA
WC2419B4	24" x 19" x 4"	1/EA
WC2420B4	24" x 20" x 4"	1/EA
WC2421B4	24" x 21" x 4"	1/EA
WC2422B4	24" x 22" x 4"	1/EA

Part No.	Size	Qty
WC2218B4	22" x 18" x 4"	1/EA
WC2220B4	22" x 20" x 4"	1/EA
WC2222B4	22" x 22" x 4"	1/EA

additional sizes on next page

### Bariatric Wheelchair Cushion Continued

Part No.	Size	Qty
WC2820B4	28" x 20" x 4"	1/EA
WC2818B4	28" x 18" x 4"	1/EA
WC2822B4	28" x 22" x 4"	1/EA

Part No.	Size	Qty
WC2618B4	26" x 18" x 4"	1/EA
WC2620B4	26" x 20" x 4"	1/EA

Part No.	Size	Qty
WC3018B4	30" x 18" x 4"	1/EA
WC3022B4	30" x 22" x 4"	1/EA
WC3020B4	30" x 20" x 4"	1/EA

Part No.	Size	Qty
WC3220B4	32" x 20" x 4"	1/EA
WC3222B4	32" x 22" x 4"	1/EA

### N Cushion Replacement Covers

Select replacement covers based on cushion size and preferred material.  
Call 888.221.8461 for Cushion Replacement Cover Options and Pricing.

### O Nylon Covers

- Stain resistant
- Anti-skid bottom
- Waterproof
- Long-lasting protection

Part No.	Fits Cushions Up To	Qty
WC2018B4C	20" x 18" x 4"	1/EA
WC2218B4C	22" x 18" x 4"	1/EA
WC2418B4C	24" x 18" x 4"	1/EA
WC2618B4C	26" x 18" x 4"	1/EA
WC2822B4C	28" x 22" x 4"	1/EA
WC3022B4C	30" x 22" x 4"	1/EA

### P Soft Sleeve


Great moisture barrier

Part No.	Fits Cushions Up To	Qty
CI618	16" x 18"	6/CS

### Q Cloth

Comfortable soft layer

Part No.	Fits Cushions Up To	Qty
CI629	16" x 18"	6/CS



**A Wave Pillow**


- Two-dimensional cervical roll design enhance natural breathing
- Cradles the head and support the cervical curve of the spine
- Provides support while laying on side or back



Part No.	Description	Dimension	Qty
10616	Wave Pillow	15" x 21" x 6"	6/CS

**B Roll Pillows**

- Provides additional support and comfort
- Ideal for neck, lower back or behind the knees



Part No.	Description	Dimension	Qty
10619	Slumber Roll	14" x 14" x 3"	12/CS
19025	Fiber filled Cervical Roll	14" x 6" x 6"	6/CS
CHHNR	Contour Neck Roll	18" x 6" x 6"	6/CS

**C Neck Pillow**

- Supports neck and shoulders
- Available with white or navy blue cloth cover



Part No.	Description	Dimension	Qty
19020	Neck Pillow with white cover	12" x 24" x 4.5"	6/CS
19021	Neck Pillow with blue cover	16.5" x 21" x 5"	6/CS
C20467	Silent Sleeper Pillow	14" x 25" x 5"	3/CS

**D Fiber Fill Cervical Roll**


Properly aligns neck and lower back to minimize pain and discomfort



Part No.	Description	Dimension	Qty
19025	Fiber Fill Cervical Roll with white cover	14" x 6"	6/CS
19026	Fiber Fill Cervical Roll with blue cover	14" x 6"	6/CS

**E Cervical Neck Pillow**

- Supports neck and shoulders
- Available with white or navy blue cloth cover



*shown without cover*

Part No.	Description	Dimension	Qty
19035	Cervical Neck Pillow with white cover	16.5" x 14" x 4"	6/CS
19036	Cervical Neck Pillow with navy blue cover	16.5" x 14" x 4"	6/CS

**F Disposable Hospital Pillow**

Part No.	Description	Dimension	Qty
C14CBE12	Hospital Pillow, 14oz, with blue cover	19" x 25"	12/CS
C14CWE12	Hospital Pillow, 14oz with white cover	19" x 25"	12/CS
C16CBS12	Hospital Pillow, 16oz with blue cover	20" x 26"	12/CS
C16CWS12	Hospital Pillow, 16oz with white cover	20" x 26"	12/CS
C18CBP12	Hospital Pillow, 18oz with blue cover	20" x 26"	12/CS
C18CWP12	Hospital Pillow, 18oz with white cover	20" x 26"	12/CS

**G Disposable Pillows**

- Bacteria resistant and non-allergenic
- Easy care covers wipe clean, resist stains and stay remarkably dry




Part No.	Description	Dimension	Qty
C172312	Disposable Pillow, 12oz	17" x 23"	12/CS
C172314	Disposable Pillow, 14oz	19" x 25"	12/CS



### H Neck-Mate Pillow

- Softly contoured multi-level foam provides proper neck, head and shoulder support
- Promotes healthy sleep posture



Part No.	Description	Dimension	Qty
CNMP1421	Neck-Mate Pillow	14" x 20.75" x 4"	4/CS


### I Pro Pillow

Naturally aligns neck vertebrae for total comfort



Part No.	Description	Dimension	Qty
CSS1421	Pro Pillow	14" x 21" x 6"	4/CS


### J Anesthesia Pillows



Part No.	Description	Dimension	Qty
CPP1111	Anesthesia Pillow, Adult	10" x 10" x 4.5"	10/CS
CPP88	Anesthesia Pillow, Child	8" x 8" x 4.5"	10/CS


## Overlay Selection Tips

### 1. Select an Egg Crate® or Premium overlay



#### Eggcrate overlays

Pressure redistribution for the typical patient and standard length of stays



#### Premium overlays

Advanced pressure redistribution for longer length of stays

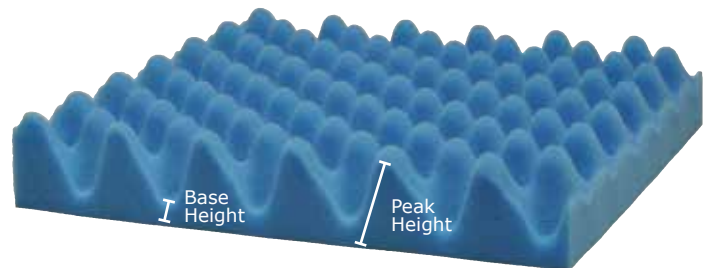
### 2. Consider both the base height and peak height when selecting an Eggcrate overlay

#### Base Height


- A higher base height provides more support
- Most common base heights range from ½" to 1"

#### Peak Height

- The greater the difference between the peak (or overall) height, the greater the flotation
- Most common peak heights range from 2" to 4"



### 3. Select the overlay protection option



**No sleeve**  
*Limited protection*



**Soft sleeve**  
*Great moisture barrier*




**Nylon cover**  
*Long-lasting protection*

## Egg Crate® Overlays

BioClinic overlays are uniquely designed to enhance patient envelopment to provide necessary pressure redistribution. With a broad selection to choose from, BioClinic high quality overlays provide increased patient comfort and cost-effective pressure redistribution to meet both clinical and financial goals.


### A Standard Density - No Sleeve



Part No.	Size	Base Height	Peak Height	Qty
11760-CC	32.5" x 71.5" x 2"	3/8"	2"	18/CS
11710-CC	32.5" x 71.5" x 1.25"	1/4"	1 1/4"	18/CS
11730-CC	32.5" x 71.5" x 1.25"	3/8"	1 1/4"	18/CS
11740-CC	32.5" x 71.5" x 1.75"	3/8"	1 3/4"	18/CS
12250-CC	32.5" x 71.5" x 2.25"	3/8"	2 1/4"	8/CS
12500-CC	32.5" x 71.5" x 2.5"	1/2"	2 1/2"	8/CS
12750-CC	32.5" x 71.5" x 2.75"	1/2"	2 3/4"	8/CS
13000-CC	32.5" x 71.5" x 3"	1"	3"	8/CS
13050-CC	32.5" x 71.5" x 3"	1/2"	3"	8/CS
13200-CC	32.5" x 71.5" x 3"	3/4"	3"	8/CS
13500-CC	32.5" x 71.5" x 3.5"	5/8"	3 1/2"	6/CS
13750-CC	32.5" x 71.5" x 3.75"	1"	3 3/4"	6/CS
11140-CC	32.5" x 71.5" x 3.75"	3/8"	3 3/4"	6/CS
14000-CC	32.5" x 71.5" x 4"	1"	4"	6/CS
14005-CC	32.5" x 71.5" x 4"	1/2"	4"	6/CS
14050-CC	32.5" x 71.5" x 4"	1 3/4"	4"	6/CS
14350-CC	32.5" x 71.5" x 4"	2 1/2"	4"	6/CS
14850-CC	18" x 36" x 1.75"	1"	1 3/4"	12/CS

### B Standard Density - With Soft Sleeve

Part No.	Size	Base Height	Peak Height	Qty
11769-CC	32.5" x 71.5" x 2"	3/8"	2"	12/CS
12751-CC	32.5" x 71.5" x 2.75"	1/2"	2 3/4"	8/CS
13001-CC	32.5" x 71.5" x 3"	1"	3"	8/CS
13051-CC	32.5" x 71.5" x 3"	1/2"	3"	8/CS
11141-CC	32.5" x 71.5" x 4"	1/4"	4"	6/CS
12511-CC	32.5" x 71.5" x 4"	1 3/4"	4"	6/CS
14001-CC	32.5" x 71.5" x 4"	1"	4"	6/CS
14051-CC	32.5" x 71.5" x 4"	1 3/4"	4"	6/CS

**C High Density - No Sleeve**

Part No.	Size	Base Height	Peak Height	Qty
11768-CC	32.5" x 71.5" x 2"	3/8"	2"	12/CS
12008-CC	32.5" x 71.5" x 2"	5/8"	2"	12/CS
12508-CC	32.5" x 71.5" x 2.5"	1/2"	2.5"	8/CS
13008-CC	32.5" x 71.5" x 3"	7/8"	3"	8/CS

**D High Density - With Soft Sleeve**

Part No.	Size	Base Height	Peak Height	Qty
11769-CC	32.5" x 71.5" x 2"	3/8"	2"	12/CS
13009-CC	32.5" x 71.5" x 3"	7/8"	3"	8/CS

## Therapad Egg Crate® Overlays

When you need comfort and effective pressure redistribution, there is no need to compromise - go with the original EggCrate used in our Therapads. The BioClinic Therapad are puncture-proof pads that have open cell material, wave cut construction and provide greater support while dissipating heat and moisture better than fluff or mechanized pads. They utilize more of the body to distribute weight and are made of standard density foam.

### Sizing Information

Size	Base
Twin	34" x 72"
Full	50" x 72"
Queen	56" x 77"
Cal King	68" x 80"
Dual King	74" x 77"



**Retail  
Packaging**

### A Two-Inch Peak Height

Part No.	Size	Base	Qty
33744	Twin	1/2"	2/CS
35244	Full	1/2"	2/CS
35844	Queen	1/2"	2/CS
37044	Cal King	1/2"	1/CS
37644	Dual King	1/2"	1/CS

### B Three-Inch Peak Height

Part No.	Size	Base	Qty
37004	Twin	1/2"	2/CS
37014	Full	1/2"	2/CS
37024	Queen	1/2"	2/CS
37034	Cal King	1/2"	1/CS
37544	Dual King	1/2"	1/CS

### C Four-Inch Peak Height

Part No.	Size	Base	Qty
38004	Twin	1/2"	2/CS
38014	Full	1/2"	2/CS
38524	Queen	1/2"	2/CS
38034	Cal King	1/2"	1/CS
38544	Dual King	1/2"	1/CS

### A Gel Premium Overlay


Four gel bladders provide specialized pressure redistribution for head, torso and foot areas



Part No.	Dimensions	Cover	Qty
87-9040	34" x 76" x 4"	Nylon Cover	1/CS

### B CI 1,000 Premium Overlay


Provides enhanced pressure redistribution for longer patient length of stays



Part No.	Dimensions	Cover	Qty
C11K	32.5" x 71.5" x 3"	None	6/CS
C11KC	32.5" x 71.5" x 3"	Soft Sleeve	6/CS
C11K649	32.5" x 71.5" x 3"	Nylon Cover	6/CS

### C CI 3,000 Premium Overlay

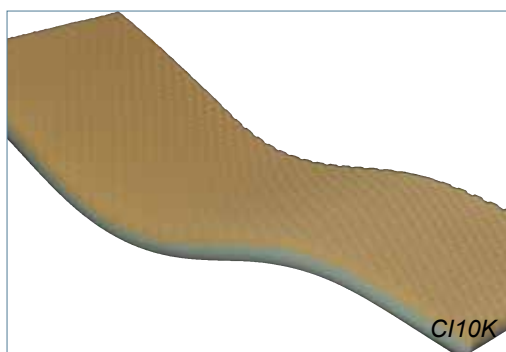
High performance foam envelops the patient



Part No.	Dimensions	Cover	Qty
C13K	34" x 74" x 3"	None	6/CS
C13KC	34" x 74" x 3"	Soft Sleeve	6/CS
C13K649	34" x 74" x 3"	Nylon Cover	6/CS

### D CI 10,000 Premium Overlay

Two-layer overlay with high-density topper envelops the body for the best patient comfort and pressure redistribution



Part No.	Dimensions	Cover	Qty
C110K	34" x 74" x 3"	None	6/CS
C110KC	34" x 74" x 3"	Soft Sleeve	6/CS
C110000649	34" x 74" x 3"	Nylon Cover	4/CS

### E BodyWrap

Unique contour cut construction creates optimum pressure redistribution in the head, torso, and foot zones



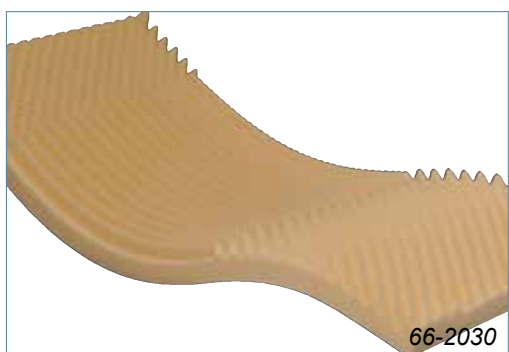
Part No.	Dimensions	Cover	Qty
77-9030-CC	33" x 74"	None	6/CS
77-9040-CC	33" x 74"	Soft Sleeve <sup>1</sup>	6/CS
77-9041-CC	33" x 74"	Soft Sleeve <sup>2</sup>	6/CS

<sup>1</sup>Comes standard with the 4065-CC sleeve (encases overlay)

<sup>2</sup>Comes standard with the 4072-CC sleeve (goes on top of overlay)

### F BioGuard

Precision-core channeling promotes air flow



Part No.	Dimensions	Cover	Qty
66-2030	20" x 72" x 3.25"	None	4/CS
66-2040	20" x 72" x 3.25"	Soft Sleeve	4/CS
66-9030-CC	32.5" x 71.5" x 3.25"	None	6/CS
66-9040-CC	32.5" x 71.5" x 3.25"	Soft Sleeve	6/CS
66-8030-CC	33" x 80" x 3.25"	None	6/CS

### BioClinic Overlay Replacement Covers

Part No.	Applicable Overlays	Cover	Qty
341210-CC	87-9040	Nylon Cover	1/EA
4077	CI1KC, CI10KC, 77-9041-CC	Soft Sleeve	10/CS
4058-CC	CI1K649, CI3K649	Nylon Cover	10/CS
4065-CC	77-9040-CC, 67-9040-CC	Soft Sleeve	10/CS
67-9040-CC	66-2040	Soft Sleeve	10/CS
67-9040-CC	66-9040-CC	Soft Sleeve	10/CS

## BioClinic Therapeutic Support Surfaces

Joerns Healthcare has developed the very diverse and substantial BioClinic Therapeutic Support Surfaces series. This line allows our customers to find the surface that best meets patient needs while staying within budget targets.

### **Our BioClinic support surfaces provide:**

- Pressure redistribution
- Increased patient comfort
- An expansive selection of surfaces to meet both clinical and financial goals
- Superior craftsmanship for lasting value

### **Comfort and Safety:**

Comfort and safety are two primary concerns healthcare providers face regularly. Joerns Healthcare continues to work diligently to develop solutions that address patient needs.

All BioClinic support surfaces are fully engineered to address today's stringent regulatory, risk and cost management environment. Joerns Healthcare closely monitors ongoing legislation and takes a proactive approach in designing our support surfaces to meet current and upcoming regulatory requirements.

We offer a diverse line of therapeutic support surfaces including selections for:

- Number of layers
- Type of foam
- Safety features
- Fire barrier option which enables compliance with federal 16 CFR 1633 flammability standards
- Covers
- Multiple lengths and widths

### **Advanced Designs, Optimal Outcomes**

Since 1976, BioClinic has been a leader in the design of innovative quality mattresses, overlays and positioners for patients in all care settings. Carefully engineered and tested, Joerns Healthcare's BioClinic products are designed to redistribute pressure and reduce the risk of pressure ulcers. We manufacture our support surfaces with medical grade foam in either a single or multi-ply design utilizing computer-guided, precision-cut production methods. BioClinic support surfaces provide you with quality, comfort, safety, and excellent pressure redistribution to assist you in achieving optimal clinical outcomes.

### **Customized Solutions**

Clinical needs vary. When you purchase a BioClinic mattress, you can customize the size, the cover, and construction style (flat, sidewalls or perimeter). This allows you to provide your standard and bariatric patients with quality, comfort, safety and excellent pressure redistribution.



## Therapeutic Mattress Selection Tips

BioClinic therapeutic foam mattresses provide patients with a comfortable, safe and therapeutic bed surface designed to reduce the risk of developing pressure ulcers. There are three main factors to consider when selecting the appropriate therapeutic support surface: type of foam, mattress construction and type of cover.

### 1. Type of Foam



**Conventional Polyurethane Foams** – Standard polyurethane foam is recommended for patients with little to no mobility limitations who are at low risk of developing pressure ulcers.



**High Resiliency Foams** – High resiliency foams are recommended for patients with limited mobility who are at low to moderate risk for pressure ulcer development.




**Viscoelastic Foams** – Mattresses made of viscoelastic, or memory foam, provide greater immersion and envelopment to increase the body surface area in contact with the support surface, and are recommended for patients with limited to no mobility and a moderate to high risk of developing pressure ulcers.

## 2. Mattress Construction

*NOTE: NOT ALL MODELS ARE AVAILABLE WITH ALL CONSTRUCTION STYLES. SEE PRODUCT LITERATURE FOR APPLICABLE CONSTRUCTION FEATURES.*



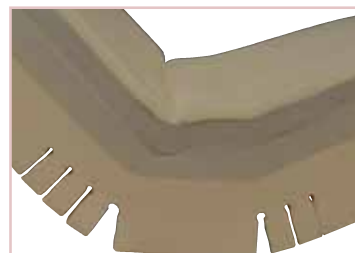
*Layers*



*Sidewalls*



*Perimeter*



*Articulation Cuts*



*Heel Support*

- **Layers:** The core mattress layers provide support and the top layers enhance comfort, provide envelopment and redistribute pressure.
- **Precision Die Cuts:** Protects areas of the patient's body that are most prone to pressure ulcers by pulling heat away from the patient, redistributing pressure, and reducing friction and shearing forces to enhance patient comfort and protect the patient's skin.
- **Sidewalls:** Aids in fall prevention by providing added security for the patient when side rails are not used. Incorporated cut-outs enable ingress and egress.
- **Perimeter:** Enhances compliance with FDA Entrapment Guidelines, reduces fall risk and increases the life cycle of the mattress.
- **Articulation Cuts:** Base cuts in the bottom of the foam allow the mattress to move in harmony with the bed frame, reducing friction and shear on patient skin and increasing product life.
- **Heel Support:** A gentle tapering of the mattress in the lower leg or calf section down to the heel, redistributes pressure to the more tolerant calf area to protect the delicate heels.
- **Mattress Size and Weight Capacity:** Select size and weight capacity based on the height and weight of the patient, level of risk and the bed frame.

## 3. Mattress Cover

- **Fluid Resistant:** Constructed of breathable moisture resistant nylon fabric with PVC backing
- **Infection Control:** The cover is treated with an antimicrobial agent to inhibit the growth of MRSA and other bacteria
- **Low Friction and Low Shear:** The cover has low friction and low shear properties to protect the patient's skin from these damaging forces
- **Nylon Material:** Ideal choice for patients at risk of skin injury or where moisture or incontinence may be an issue
- **Stretch Material:** Provides greater flexibility maximizing therapeutic benefits of the mattress
- **Zippered Covers:** Allow covers to be fully replaced and easily cleaned
- **Sewn Cover:** Sewn cover, with no zippers, is generally preferred for psychiatric facilities

## BioClinic Foam Mattress Product Info

### Imprint - Prevention to Stage II



- 350 lbs. safe working load
- Three-layer construction enhances pressure redistribution and comfort
- Viscoelastic foam topper provides immersion and envelopment to reduce high peak pressures and increase patient comfort

### BodyWrap - Prevention to Stage I



- 350 lbs. safe working load
- Anatomical cut and design promotes envelopment and redistributes pressure
- High density, ultra-soft foam surrounds or “wraps around” the patient’s body for greater comfort and pressure redistribution


### DermaTech - Prevention



- 350 lbs. safe working load
- Lateral contour cuts design provides excellent pressure redistribution in three individual zones

- **Precision diamond cuts** create channels, allowing for air flow to disperse heat and moisture

*DermaTech surface shown*



- **Articulation cuts** reduce gaps and extends life of product

- **Unique stepped contour cuts** in the leg and heel sections redistribute pressure in the delicate heel area

## BioClinic Foam Mattress Ordering Information

<b>Step 1</b>	Choose the model	Factor cost, comfort and pressure redistribution capabilities with the needs of your patient population
<b>Step 2</b>	Choose the construction style	Consider which style is needed – flat, sidewall or perimeter
<b>Step 3</b>	Choose the width	Determine appropriate width – standard, TruFit or oversize dimension options
<b>Step 4</b>	Choose the length	Consider the bed frame and select from 76, 80 and 84 inches
<b>Step 5</b>	Choose the cover	Decide which is best for the application – nylon or transverse stretch fabric

Model	Construction Style	Width	Bed Frame Length	Cover
Imprint (IM)	Flat (F)	Standard (35)	76 Inches (76)	Nylon Sewn, with End Zipper (NS <sup>1</sup> )
BodyWrap (BW)	Sidewall (S)	TruFit (36)	80 Inches (80)	Nylon Full Zipper (NZ)
DermaTech (DT)	Perimeter (P)	Oversize (37)	84 Inches (84)	Transverse Stretch (SZ <sup>2</sup> )

<sup>1</sup>Available in select models  
<sup>2</sup>Not available on DermaTech

Note: Not all models are available with all construction-styles. See options in chart below.

**Sample Order No.**

**IM S 36 80 NZ BA** Fire barrier<sup>3</sup> (optional)

<sup>3</sup>All mattresses meet TB 117, 16 CFR 1632, TB 129, 16 CFR 1633, and BFD IX-11 requirements with added fire barrier. "BA" at the end of an item number indicates optional fire barrier. Please note that the BA (fire barrier) option is required to comply with Federal 16 CFR 1633.

Choose Construction Style and Size						
Construction Style			Width			
Mattress	Flat	Sidewall	Perimeter	Standard	TruFit	Oversize
Imprint	•	•	•	•	•	•
BodyWrap		•	•	•	•	•
DermaTech	•	•		•	•	


Warranties	
Mattress	Warranty Period <sup>4</sup>
Imprint	10-years
BodyWrap	10-years
DermaTech	2-years

<sup>4</sup>Warranted for defects in workmanship and materials. Please note: Cover warranties are one-year.

**Mattress replacement covers can be purchased by contacting Joerns Healthcare customer care**

## BioClinic Series Product Info

We are proud to introduce the NEW BioClinic foam mattress series! All BioClinic mattresses have been tested to the rigorous standards required to be included in the Joerns FDA entrapment compliance guarantee and every model comes standard with articulation cuts, heel slope, and a firm perimeter to provide maximum patient safety and pressure redistribution.



Shown top to bottom: BioClinic Elite, BioClinic Deluxe and BioClinic Basic

### BioClinic Elite: Prevention - Stage II Pressure Ulcers

- Four-layer, zoned construction provides excellent pressure redistribution
- Full length viscoelastic foam topper increases immersion and envelopment
- 450 lbs. maximum weight capacity
- 8-year warranty

### BioClinic Deluxe: Prevention - Stage I Pressure Ulcers

- Three-layer, zoned construction provides enhanced pressure redistribution and comfort
- Integrated viscoelastic heel section
- 350 lbs. maximum weight capacity
- 7-year warranty

### BioClinic Basic: Prevention of Pressure Ulcers

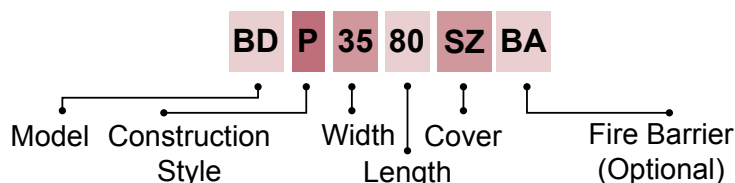
- Two-layer construction provides pressure redistribution
- Precision-cut design top layer
- 250 lbs. maximum weight capacity
- 5-year warranty

## Ordering Information

<b>Step 1</b>	Choose model	Factor cost, comfort and pressure redistribution capabilities
<b>Step 2</b>	Choose construction style	Firm perimeter or sidewall
<b>Step 3</b>	Choose width	Determine appropriate width based on patient body profile
<b>Step 4</b>	Choose length	Select appropriate length based on patient body profile
<b>Step 5</b>	Choose cover material	Low friction and shear nylon or four-way stretch

Model	Construction Style	Width	Length	Cover
BioClinic Basic (BB)	Firm Perimeter (P)	35"*	76"	Stretch (SZ)
BioClinic Deluxe (BD)	Raised Sidewall (S)	39"	80"	Nylon (NZ)
BioClinic Elite (BE)		42"	84"	

### Sample Order No.



\*35" width is only available on the BioClinic Basic

## Bariatric Mattress Product Info

### BariMatt 1000 Plus



1,000 lbs. safe working load



- Bolsters can be added or removed to configure mattress widths (36", 42", 48") and lengths (80", 88")
- 36" x 80" configuration allows for easy transport
- 48" x 88" allows for maximum space
- Articulation cuts reduce gaps and extend the life of the product
- Tie down straps secure mattress to bed frame to reduce sliding
- Easy to read instructions for quick set up
- 5-year warranty

Part No.	Dimensions
B1000-4884NZBA	48" W X 84" L X 7" D

### BioClinic Bariatric Mattresses



800 lbs. weight capacity

- Low friction, low shear nylon cover
  - Fluid proof and stain resistant
  - Antimicrobial treated
- High density foam maintains mattress integrity
- Multi-layered design provides optimal pressure redistribution

Part No.	Dimensions
550339-CC	35" X 80" X 7"
550394-CC	35" X 84" X 7"
550602-CC	37" X 80" X 7"
550604-CC	38" X 80" X 7"
550338-CC	39" X 80" X 7"
550605-CC	42" X 80" X 7"
550340-CC	46" X 84" X 7"
550484-CC	48" X 80" X 7"
550337-CC	54" X 80" X 7"
Raised Sidewall Option	
100230	48" X 80" X 7"
Add BA to the end of the item number to add a fire barrier when ordering	

## Stretcher Mattresses

Stretcher pads are critical to avoiding Never Events in the OR. Clinicians have two periods when the patient is immobile and at risk: during surgery and while in recovery. In both areas, it is important to have a surface that is effective in redistributing pressure. The premium pads use a progressive resistance design, starting with a high density viscoelastic top layer to provide excellent pressure redistribution on top of a high quality resilient foam to prevent bottoming out.

### Premium Mattress

- Premium viscoelastic foam that envelops and supports the body while redistributing pressure over the entire surface
- 3.3 density viscoelastic topper
- 1.7 density premium performance base

### Standard Mattress

- High-resiliency foam that molds to the body contours
- 2.25 density high-resiliency foam topper
- 1.7 density premium performance base



Custom sectional incline provides a smooth bend. (Premium mattress only)



## Customizable BioClinic Stretcher Mattresses

**Custom fit** – all mattresses are custom-made to fit your fleet of stretchers. Available in three-inch or four-inch depths. Maximum dimensions 30" W x 80" L in .5" increments.

**Optimized comfort and pressure redistribution**

**Cost effective solutions** – at a price less than the cost of an original equipment replacement mattress, you can increase the therapeutic benefit while reducing your patient’s risk factors.

### Ordering Information

<b>Step 1</b>	Choose the corner style
<b>Step 2</b>	Choose the mattress depth
<b>Step 3</b>	Choose the construction type
<b>Step 4</b>	Provide the dimensions (maximum dimensions 30" W x 80" L in .5" increments)

Corner Style	Depth	Construction Type
Square (S)	3"	Premium (P)
Diagonal (D)	4"	Standard
Radius (R)		

Sample Order No.

**S 3 P**

Corner Style      Depth      Style

Overlay and Positioner Warranties

Product	Warranty
Overlay	
Gel Overlay	1-year
Premium Overlays (CI, Bodywrap, and BioGuard)	6-months
Therapad Overlays	60-days
Eggcrate Convuluted Overlays	30-days
Product	Warranty
Positioner	
Siderail Pads	1-year
Positioners, Cushions & Pillows	90-days*
Bariatric Wheelchair Cushion	2-years

*\*Note: Positioners and disposable pillows are for one time use. Positioners in compression packaging should be used within 90 days of manufacture.*

Surfaces	Mattress	Cover
BioClinic		
Imprint	10-years	1-year
BodyWrap	10-years	1-year
DermaTech	2-years	1-year
BioClinic Basic	5-years	1-year
BioClinic Deluxe	7-years	1-year
BioClinic Elite	8-years	1-year
Bariatric		
Bariatric	2-years	1-year
BariMatt 1000 Plus	5-years	1-year



## Flammability Information

### Fire Is The Third Leading Cause Of Death And Injury in the U.S.

In the United States, accidental death and injury from fire ranks third following automobile accidents and falls. Over the past twenty years, an average of 10,000 people have died and approximately 60,000 have been injured EVERY YEAR, many seriously disfigured, a result of fires. The combination of building interior furnishings and smoking materials alone contribute to more than thirty percent of these annual fatalities and injuries.

### Flammability Testing

In 1954, the United States Congress passed the Flammable Fabrics Act that required fabrics to meet mandatory standards. The first test was CS 191-53, a simple test that identified hazardous, flammable fabrics from those formerly considered safe for sale into commerce. Standards were later developed for identifying hazardous, flammable mattress ticking. There are other tests that are quoted when the flammability of mattress ticking and interior furnishing fabrics is discussed. Some of these tests are mandatory while others are voluntary. Some are component tests performed only on fabric or foam, while others are composite tests performed on the product as it would be purchased and used. The following is a brief description of these tests, how they are performed and how the test results should be interpreted.

### NFPA 101 Life Safety Code

The NFPA Life Safety Code® Handbook is a guide that lists safety requirements in public occupancy buildings. In regard to fire standards for mattresses it basically states if a facility is protected by an approved automatic sprinkler system, follow city, state and the federal regulation 16 CFR 1632. If there is not an approved automatic sprinkler system, mattresses must pass California Technical Bulletin #129.

### Federal Flammability Standard Title 16 CFR 1632

***Applies to all BioClinic mattresses.*** (Formerly DOC FF 4-72) – The United States Government Standard For The Flammability Of Mattresses. May be referred to as CTB 106.

The 16 CFR 1632 test is sometimes referred to as the cigarette test. This is a component test that measures the horizontal flame spread of a lighted cigarette placed on top of the ticking fabric. The burned area on the ticking is measured after the cigarette has burned its entire length. If the burned area is over one inch, it does not pass. The Class A test is performed by placing the ticking over a thickness of cotton batting and the Class B test is performed with the ticking over urethane foam.

### Underwriters Laboratories Proposed Standard 1985

A full scale composite test of mattresses and box springs similar to California Technical Bulletin 121 with the exception of the ignition source and its placement. The UL 1895 open flame ignition source is a five-pound crib of kiln dried hardwood placed beside the bed and ignited. The UL test monitors the rate of heat release, the concentration of carbon dioxide, and smoke density. This test was designed by fire engineers and represents the latest in available fire technology, relating sophisticated lab calorimeter results to full scale burn testing. As a composite test, it addresses the flammability of the end product.

### California Technical Bulletin #129

***Applies to all BioClinic mattresses with fire barrier (BA).***

A mattress is fully made when it includes:

- Mattress Pad
- Bottom Sheet
- Draw Sheet
- Top Sheet
- Blanket
- Pillow with pillow cover

The bed clothes must be 50% synthetic fiber (poly) and 50% cotton (cotton burns slowly and poly burns fast). The bedclothes are tucked under the mattress except for the top sheet and blanket, which are left hanging. A burner (like a blowtorch) is ignited at the side of the mattress. A mattress passes based on a combination of factors that includes weight loss, toxic fumes, rate and heat release, ceiling temperature, etc. Many Fire Marshals and Safety Officers require mattresses to pass this test if there is not an approved automatic sprinkler system in each room where mattresses will be used.

### Boston Fire Code IX-11

A mattress is fully made up when it includes:

- Mattress Pad
- Bottom Sheet
- Draw Sheet
- Top Sheet
- Blanket
- Pillow with Pillow Cover

A container is placed under the mattress, filled with newspapers, and ignited. A combination of factors including weight loss, toxic gases, rate of heat release, ceiling temperature, etc. is considered to determine pass or fail.

## **Federal Flammability Standard Title 16 CFR Part 1633**

***Applies to all BioClinic mattresses with fire barrier (BA).***

Effective July 1, 2007, all mattresses manufactured, imported or renovated for sale or introduction into commerce must meet new federal regulations regarding flammability. This new standard, 16 CFR 1633 (referred to as 1633), is similar to California Technical Bulletin (TB) 603 but is not the same. The new federal regulation has energy release levels that are more stringent than TB 603, and requires that mattresses have a label exclusively dedicated to showing they are 1633 compliant.

The new Federal Standard sets two criteria to limit the growth of the fire in a mattress or mattress set as follows:

- Must not exceed a 200 kW peak heat release rate within 30 minutes of the test.
- The total energy released must be no more than 15 MJ for the first 10 minutes of the test.

## **Flame Retardant – What Does it Mean?**

You should be aware that there are many fabrics that will pass component flammability tests when burned in single strips per that particular test protocol. Some of these fabrics, particularly thermoplastic products such as polyester, nylon, and polypropylene can burn, melt, or shrink away when subjected to an ignition source. This action can expose flammable contents underneath to the fire, creating a dangerous and potentially deadly fire situation.

By testing the end use (composite) product, such as a mattress or an upholstered chair, flammability test results are much more meaningful. This is why you should place more confidence in composite testing than in component testing. Composite tests such as California Technical Bulletins 121 and 133, Boston Regulatory Notes (2-7-83), and Underwriters laboratories Proposed Standard 1895 recognize that real life fire situations involve the entire finished product and these tests have been engineered to set parameters and gauge the results. Composite testing must be considered when one realizes the potential for death, property damage, and the resultant liability associated with building fires.

## **For Additional Information**

## Support Surface Cleaning and Disinfecting

Cleaning a foam mattress can be accomplished by wiping the surface of the product with mild soap and water, then rinsing thoroughly with clean water. This product may not be autoclaved nor submersion cleaned (i.e. laundered). If disinfection is required, use one part bleach to nine parts water, then rinse thoroughly with clean water. Approved disinfectants may be used if preferred. Cleaners must be diluted according to manufacturer's instructions. Do not use solvents or harsh cleaners.

- Phenolic or quarternary type disinfectants are approved when diluted per manufacturer's instructions. These disinfectants are typically used to clean soft surfaces, such as a mattress cover.
- Window disinfectants are not approved. These are disinfectants that are typically used to clean hard, non-porous surfaces, such as floors and plastic table tops.

### Call for Assistance

If you have any questions or require service on a product, please call Joerns Healthcare

#### All BioClinic products featured in this catalog are:

- Latex free
- Pyrogen free
- PVC free
- DEHP free
- Free of pedigree related drugs
- Lot controlled
- Meet or exceed CAL TB 117
- Made in the USA