



INSTALLATION INSTRUCTIONS:

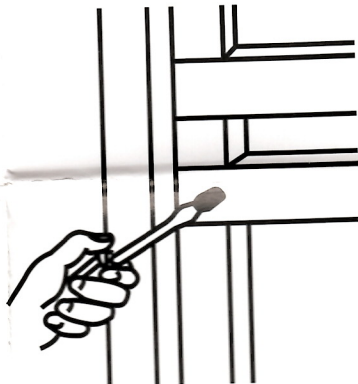
TOOLS NEEDED:
11MM ($7/16$ ")
Drill & Screwdriver




1. With the window fully closed AND LATCHED, drill a 11mm ($7/16$ ") diameter hole in cross member of inner window through to cross member of outer window to depth of 65mm ($2\ 9/16$ ").



2. Screw Front Bush into inner window.



3. Raise inner and lower outer window to allow fitting of small bush to hole drilled in outer window.



4. Close and latch window. Screw Security Screw into window with special key provided.

For optimum security, screw Security Screw below surface of Bush.

For ease of screwing the bushes, the use of Vaseline or Grease smeared into drilled holes is recommended

