

EDWARDS & CO

Use + Care Guide

Home Stand

EC225





IMPORTANT

- Keep these instructions for future reference.
- Always follow the manufacturer's instructions.
- Read all instructions carefully before assembly and use of this stand.
- The correct use and maintenance of this product is essential.

Contents

| | |
|---|-----------|
| Warnings | 4 |
| What's in the box | 6 |
| Home Stand components | 7 |
| Unfolding the stand | 8 |
| Folding the stand | 9 |
| Attaching the accessory | 10 |
| Removing the accessory | 11 |
| Approved configurations | 12 |
| How to care for and maintain your Home Stand | 13 |
| WARRANTY | 14 |

Warnings



TO AVOID INJURY OR DEATH

Maximum weight limits

Child using this stand with the main seat unit: **15kg**

Child using this stand with the capsule attachment: **13kg**

Child using this stand with the carry cot/bassinet attachment: **9kg**

Only suitable for a child who cannot sit up unaided, roll over or push themselves up on their knees.

Capacity of the storage basket: **5kg**

Minimum age limits

The seat is suitable for a child from 6 months.

Newborns must use the seat with the Newborn Insert Cushion accessory.

Keeping fingers away from moving parts

Take care of fingers and **NEVER** let a child fold or unfold the stand.

Fingers may jam in moving parts when folding or unfolding the stand.

Strangulation hazard

String can cause strangulation. Do not suspend strings over the product or attach strings to toys.

Do not place this product near a window or door where the child could reach a cord of a blind and be strangled.

When using with the Seat Unit or Capsule

To avoid serious injury, always use the safety harness when your child is on the stand. Always adjust the straps to fit firmly to your child's body size. A loose restraint or harness is **DANGEROUS**.

Never leave a harness connected when not fitted to a child in the stand. The harness can form loops which may be a strangulation hazard.

Make sure the buckle is easy to access. It is important that your child can be released quickly in an emergency.

Not intended to be a substitute for a bed.

Never leave your child unattended or asleep.

This product can tip

Product can tip if child attempts to hang from it. Do not let other children play unattended near the stand.

Use only on firm ground which is horizontal, level and dry.

Keep this product away from fire or heat sources

Open flames and other sources of heat, such as electric heaters gas ovens, etc, in the immediate vicinity of the product are dangerous and should be avoided.

Check for damage before use

Do not use this product if there is any sign of damage, including tears, breaks or structural damage.

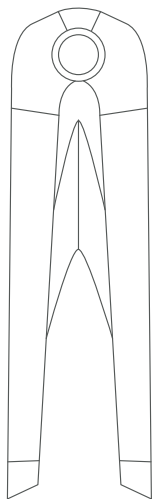
Check connections are secure

An audible "click" must be heard in order to determine each lock is correctly engaged. Always check the connection by pulling on the appropriate lock.

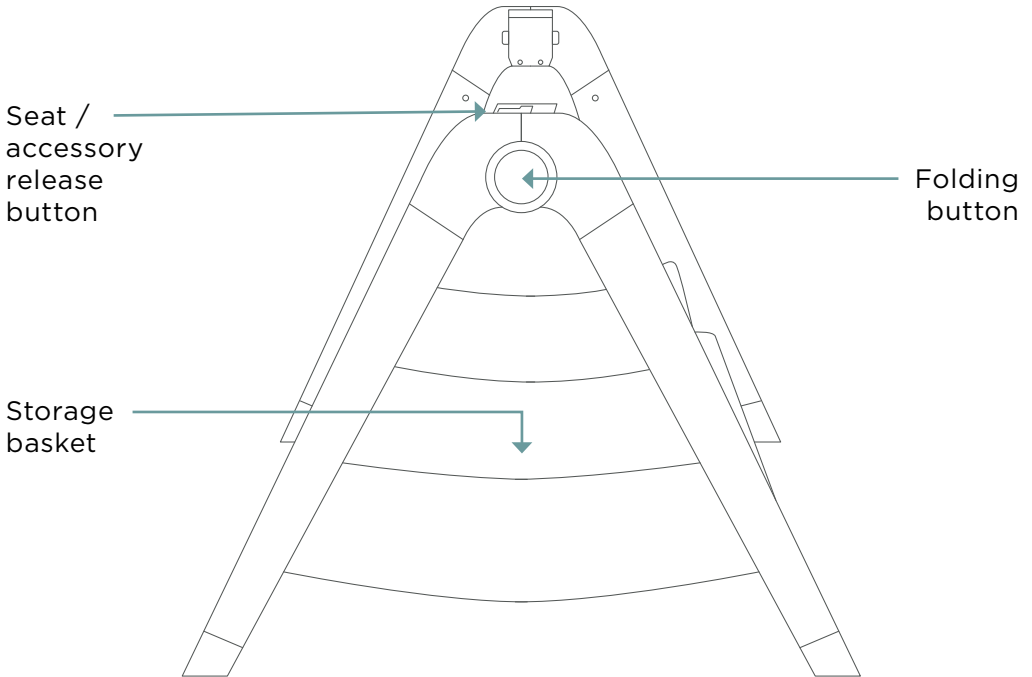
What's in the box

Use + Care Guide
(this instruction
manual)

1 x Stand with
storage basket

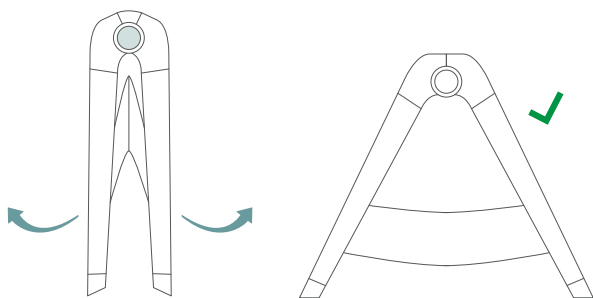


Stand components



Unfolding the stand

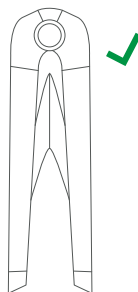
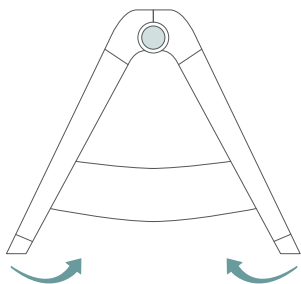
1. Press the folding buttons and simultaneously separate the legs.



Folding the stand

Note: Remove items in the basket before folding.


1. Press the folding buttons and simultaneously push the legs inwards.

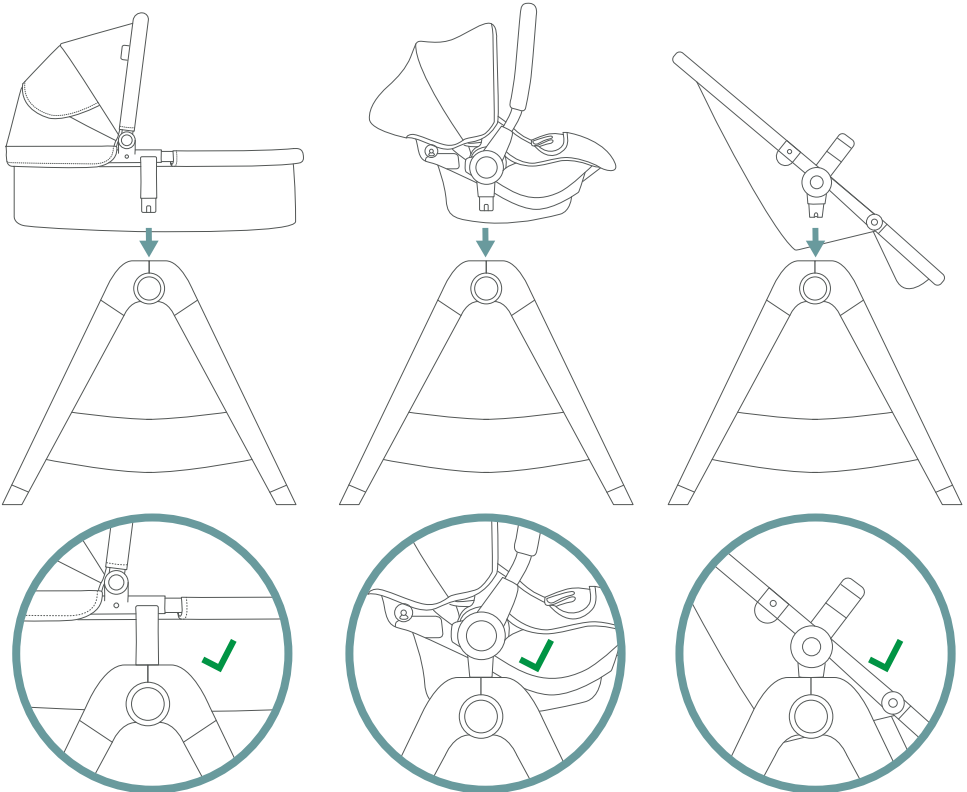


Attaching the accessory

The Home Stand can be used with the Carry Cot Mx/Carry Cot 2, Avery Capsule and/or Oscar M or Olive Seat Unit.

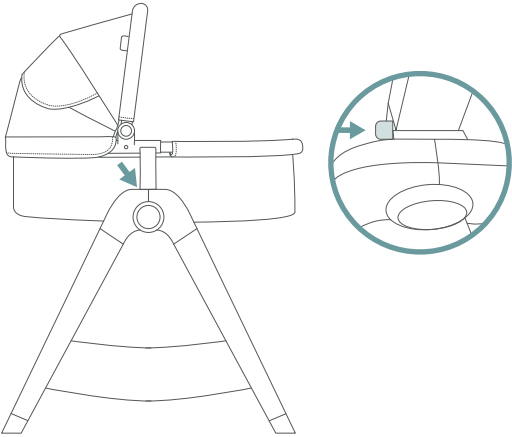
1. Insert the accessory's connectors into the connection points on the stand frame. Pull the accessory upwards to check it is secure.

 You will hear a click when the accessory connects correctly.

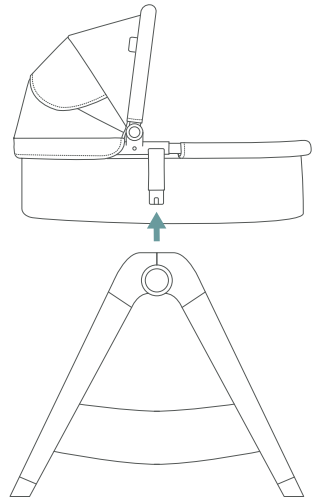


Removing the accessory

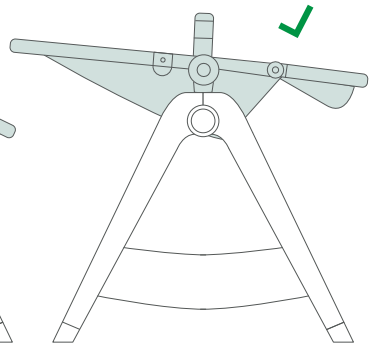
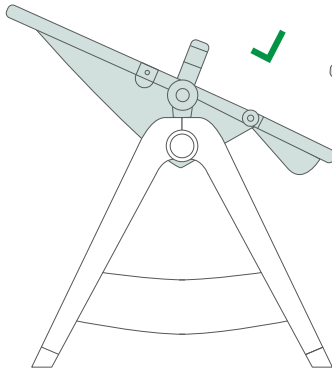
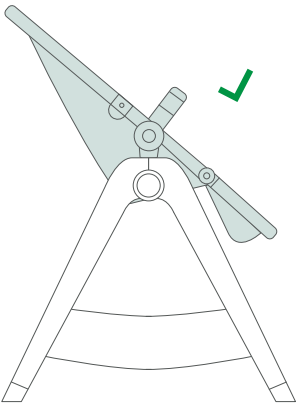
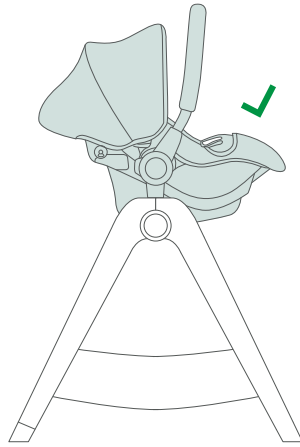
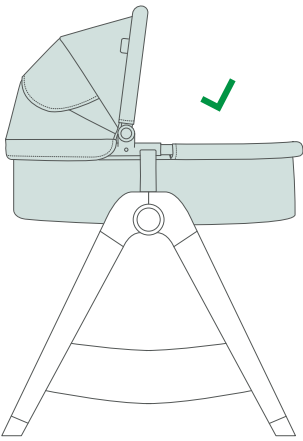
1. Locate the two release buttons on the stand frame, just below the accessory connection points.



2. Push in one release button until it stays in place.



Approved configurations



How to care for and maintain your stand

Store your stand carefully

Store inside in a well-ventilated, dry area.

Do not store in a damp environment that is not well insulated (such as an unfinished basement or outdoor shed).

Store when dry, not damp or wet.

Store away from direct sunlight.

NEVER allow your stand to come into contact with corrosive substances. Examples are battery acid or petroleum products. Corrosion is not covered under our warranty - see the Warranty in this Instruction Manual.

Clean your stand carefully

NEVER clean any part of the Home Stand with abrasive, ammonia-based, bleach-based or spirit-based cleaners.

Dry your stand carefully

Dry the Home Stand thoroughly before storing it.

Check regularly for wear and tear

Check regularly for wear and tear on all Home Stand parts.

Inspect your stand regularly

Inspect your Home Stand regularly to maintain it. Regular inspection ensures the locking devices are working correctly and essential components are secure.

Warranty

All Edwards & Co products are guaranteed for two years from the date of shipping against defects in material and workmanship.

If we determine that the product has a manufacturing fault, we will repair or replace it free of charge to you. The decision to repair or replace is solely at the discretion of Edwards & Co Proof of purchase must be provided.

The warranty is “return to base” and not a free in-home service. This means the customer is responsible for any inwards freight charge to return the product to an Edwards & Co representative for warranty or service.

Our warranty excludes claims resulting from misuse, abnormal use, overloading, general wear and tear, child outgrowing the product, not following instructions, transportation damage (including airline or freight damage), poorly maintained product, dropped goods, negligence, second-hand product, modified product, colour fading, over inflation, mould, damage to handle foam in use or fabric cuts and tears. Our warranty also does not cover tyre punctures or corrosion to frames or fasteners as a result of atmospheric or environmental conditions.

Any replacement will not give the right for the warranty period to be extended.

Edwards & Co does not cover warranty if the product has been purchased second hand or from an unauthorised reseller.

For the complete terms and conditions of our warranty, please visit our website — edwardsandco.nz/pages/warranty

Edwards & Co New Zealand

Unit 5
30 Foundry Road
Silverdale 0932
NEW ZEALAND

NZ: (09) 869 8950

hello@edwardsandcobaby.com

Edwards & Co Australia

C/O - G&S Logistics
Unit 1, 96-112 Gow Street
Padstow NSW 2211
AUSTRALIA


AU: (02) 9066 6702

Designed with love

Watch helpful
instructional videos



Come along
on the journey



Visit our comprehensive support centre online

edwardsandcobaby.zendesk.com/hc/en-us