

MO 2000QVP

JUKI®

QVP
Quilt Virtuoso Pro

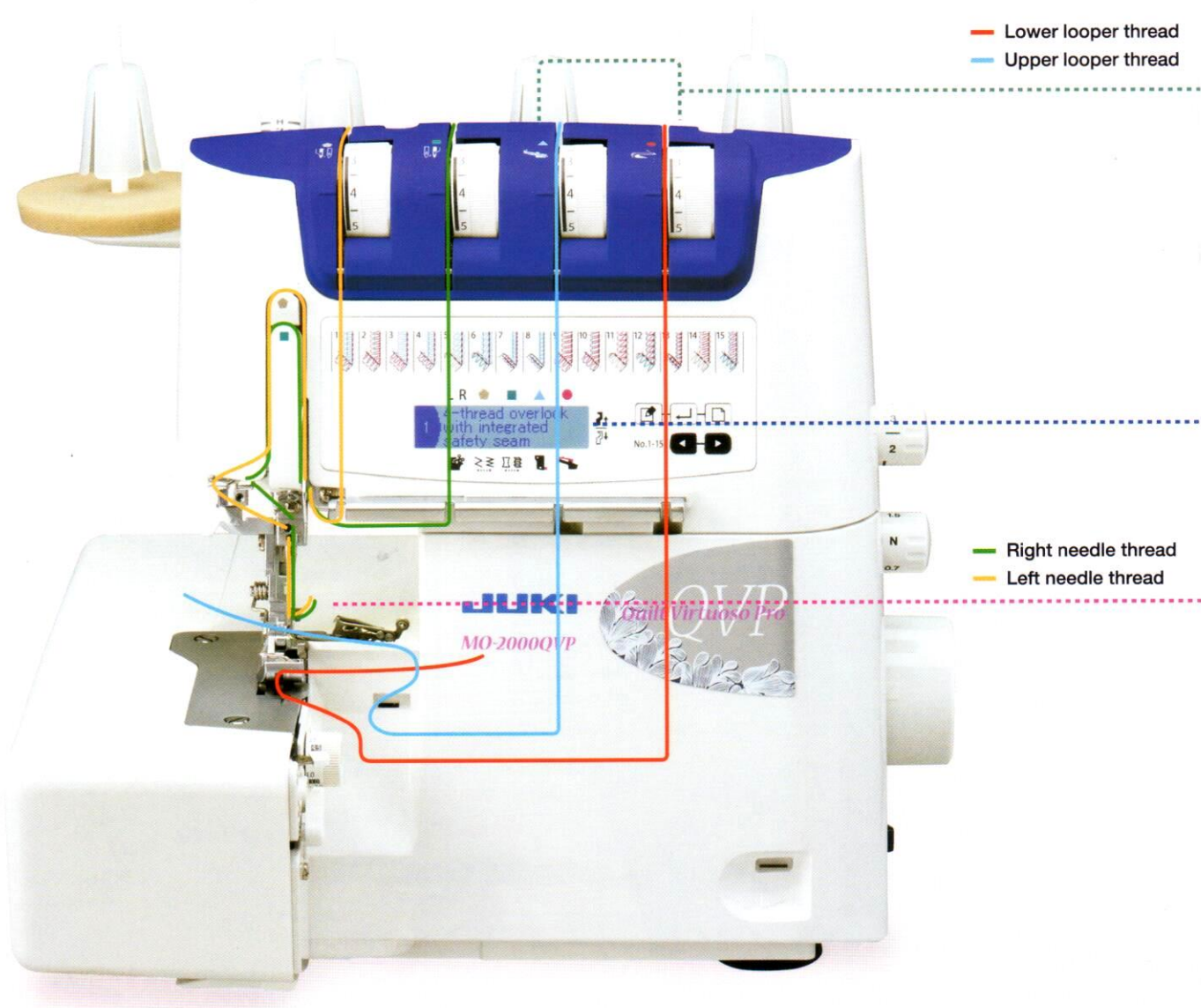


Effortless Threading with
the Power of Air Simplified
Serging with Informational
LCD Screen

MO-2000QVP

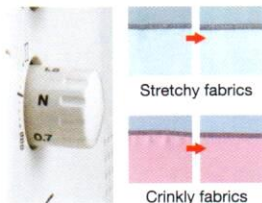


Air-Supported Threading! Create the Look of a **Professional Finish!**




MO-2000QVP

JAN:4946973008253




Adjustable Differential Feed

Even with easily stretched fabrics such as knits and georgette, create beautifully sewn finishes by adjusting the differential feed. Adjustments can even be made while sewing.




Beautiful Sharp Curve

The distance between the needle and knife is 9.95mm (conventional model: 15.5mm), allowing you to sew beautiful inside curves.



Upper Looper Converter 2-/3-Thread Conversion

Switch to 2-thread sewing simply by pushing the 2-/3-thread changeover attachment to the left, making this operation even easier.




Wide Throat Area


The height of the throat is 72.4mm. Due to this height, the usability of the work space improved infinitely.

Convenient Threading with the Easy Threader


Using the new easy threader feature, easily thread the machine from the threading hole to the looper with the power of a strong whoosh of air sent from the electric motor. This amazing function dramatically alters upper and lower looper threading.



Step.1 Insert 1 to 2 cm of thread.




Step.2 Press the air-control pushbutton.




Step.3 And you're done! The machine was simply threaded by air.

Automatic Needle Threader


Quickly thread the needle! With the automatic needle threader, the needle is threaded in 3 easy steps.



Step.1 Lower the threading lever.



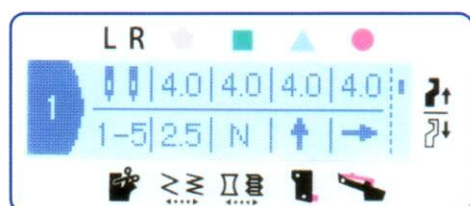
Step.2 Hook the thread.



Step.3 Return the lever to finish threading.

NEW!

Informational LCD Screen

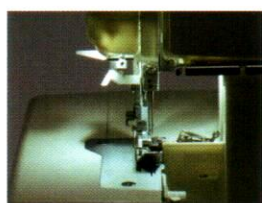


Easy set-up instructions including tension settings for 15 different stitches at a glance on the LCD Screen. No more searching through pages of your manual, serging is simplified with the informational LCD screen.




Quiet Operation

The sound reducing design minimizes the operating noise and the unit sews with less vibration.



LED Sewing Light

The needle area is brightly illuminated. The long-life, energy-efficient and eco-friendly light will not heat up, even after a long period of use.




Waste Collector

Provided as a standard accessory, the waste collector catches cut-off fabric and is useful for keeping the area tidy.

Other Useful Features

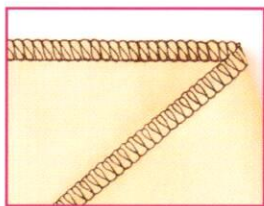
- Automatic rolled hemming
- Adjustable presser foot pressure
- Option to deactivate upper knife
- Cutting width adjusting dial
- Safety feature preventing operation when the presser foot is upper position or the cover is open.
- Thread trimming blade for easy thread cutting.

Various Stitch Patterns To Unleash **Your Creativity!**




4-Thread Overlock

Uses 2 needles and 4 threads to securely sew together knitted fabrics.




3-Thread Overlock

This basic stitch of overlock machines prevents fabric from fraying.




3-Thread Flatlock

Use this stitch as an accent on clothes, interior items and accessories.




3-Thread Narrow Overlock

The fabric edge is rolled, then sewn with very narrow overlocking.




3-Thread Rolled Hem

The Fabric edge is rolled, then covered with thread.



Frill 3-Thread Rolled Hem With Diff. Feed

Uses 3-thread rolled hemming and the differential feed on stretch fabrics to create richly designed articles.



2-Thread Overlock

Simply sew fabric edges with 2 threads to prevent fraying.

Optional attachments



MO-2000QVP Standard Specifications

Number of Needles	1/2 Needles	
Needle	SCHMETZ 130/705 H or JLx2	
Number of Threads	2/3/4 Threads	
Differential Feed	0.7-2.0 Ratio	
Sewing Speed	Maximum 1,500 spm	
Easy Threader	X	
Light	LED	
Presser Foot Lift	5mm (Max: 8mm)	
Stitch Length	1-4mm	
Overlocking Width	Left Needle	5-9mm
	Right Needle	3-7mm
	Rolled Hem	2mm
Accessories	Needle set 130/705H(SCHMETZ)/ Screwdriver / Tweezers / Brush/needle inserter / Electronic foot control / Nets / Spool caps / Looper threader / Accessory bag / Dust cover / Waste collector / Oiler / Instruction manual / Operation support DVD	
Dimensions	330 (W) x 280 (D) x 310 (H) mm	
Weight	9.0 kg	



*Enjoy Exceptional Sewing and Quilting Performance
Feel at Home with Traditional Juki Quality!*



JUKI®

JUKI CENTRAL EUROPE Sp. z o.o. ul. Poleczki 21, 02-822 Warsaw, Poland

Tel.: +48 22 545 04 00 / Fax: +48 22 545 04 11

www.jukieurope.com / www.facebook.com/JukiSewlt / e-mail: juki@juki.pl