


# MO-2500



2-Needle, 2/3/4-Thread Overlock with Easy Threader and Differential Feed

## Stitch Patterns

With this sewing machine, you can produce exquisite handicraft works using its wide variety of sewing patterns.



**4-Thread Overlock**  
Uses 2 needles and 4 threads to securely sew together knitted fabrics.



**3-Thread Overlock**  
This basic stitch of overlock prevents fabric from fraying.



**2-Thread Overcast**  
Simply sew fabric edges with 2 threads to prevent fraying.



**3-Thread Rolled Hem**  
The fabric edge is rolled, then covered with thread.



**3-Thread Narrow Overlock**  
The fabric edge is rolled, then sewn with very narrow overlocking.



**Frill 3-Thread Rolled Hem With Diff. Feed**  
Uses 3-thread rolled hemming and the differential feed on stretch fabrics to create richly designed articles.




**3-Thread Flatlock**  
Use this stitch as an accent on clothes, interior items and accessories.

## Optional Attachments



**Blind Stitch Presser Foot**  
Part No.40267374



**Universal Blind Stitch Presser Foot**  
Part No.401490588



**Elasticator Presser Foot**  
Part No.40267375



**Cording Presser Foot**  
Part No.40138099



**Beading Presser Foot**  
Part No.40138106



**Curved Beading Presser Foot**  
Part No.40149059



**Piping Presser Foot**  
Part No.40138103



**Gathering Presser Foot**  
Part No.401381211



**Clear Presser Foot**  
Part No.40267376

## MO-2500 Standard Specifications

Number of threads	2/3/4 threads	
Needles	SCHMETZ 130/705 H or JLx2	
Seam width	4 thread overlock	5.5 ~ 7.5 mm
	3/2 thread overlock	Left needle 5.5~7.5 mm, Right needle 3.5~5.5 mm
	Rolled hem	2 mm
Stitch length	0.7 ~ 4 mm (Standard 2.5 mm)	
Differential feed	0.7 ~ N (1) ~ 2.0	
Presser foot lift	By lever 6 mm / 8 mm	
	By knee lifter 6 mm	
Sewing speed	Maximum 1,500 spm	
Light	2 LED lights	



Wide Table | Part No.40266709

High Performance  
Overedging with  
Juki Smart Industrial  
Technology



MO-2500 Sumato



2-11-1, TSURUMAKI, TAMA-SHI, TOKYO  
206-8551, JAPAN  
<https://www.juki.co.jp>



This is an eco-friendly product which complies JUKI ECO PRODUCTS standards for protecting the environment.

●The sewing machine complies with the "JUKI Group Green Procurement Guidelines" on the use of hazardous substances, which is stricter than other restrictions, such as those of the RoHS Directive.

For details of JUKI PRODUCTS, refer to:  
[https://www.juki.co.jp/eco\\_e/index.html](https://www.juki.co.jp/eco_e/index.html)

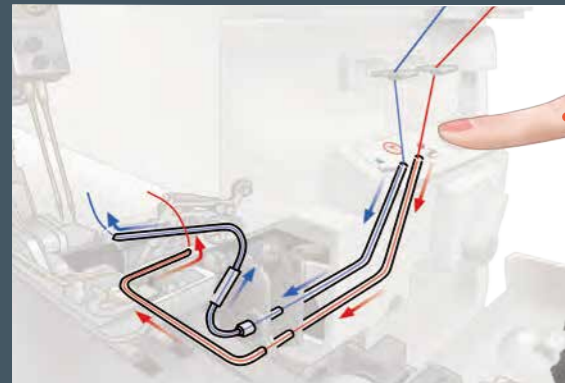
\*The RoHS Directive is an EU Directive limiting the use of 6 hazardous substances (lead, hexavalent chromium, mercury, cadmium, PBB and PBDE) in electrical and electronic equipment. The Juki Green Procurement Guideline is the voluntarily established criteria to eliminate not only the aforementioned six substances, but also other ones which also adversely affect the environment.



# Newly enhanced, user-friendly overlock that achieves the ideal of sewing.

## Easy and fast threading!

### Easy Threader (Upper/lower looper threads)



Using the easy threader feature, easily thread the machine from the threading hole to the looper with the power of a strong whoosh of air sent from the electric motor. This amazing function makes it fast and easy when threading the upper and lower looper.



### Automatic Needle Threader (Right/left needle threads)

Even for the needle thread, sewing machine users may want quick threading! With the automatic needle threader, threading is a breeze!

## Inner curves of the material can be sewn beautifully.

NEW



### Curve Foot

The distance between the knife and the needle is 9.95 mm, that is the industry's smallest level of the knife-to-needle distance. With the supplied curve foot, you can handle the curved portions of the material smoothly and produce beautifully finished seams.

NEW



### Knee Lifting Lever

The presser foot can be moved up and down without using your hands. The presser foot can be lifted to 6 mm at the maximum to ensure easy placement and removal of the material.  
※The maximum height of the presser foot with the hand lifter is 8 mm.



### Quiet Operation


The sound reducing design minimizes the operating noise and the unit sews with less vibration.



### 2-/3-Thread Conversion

Switch to 2-thread sewing simply by pushing the 2-/3-thread changeover attachment to the left, making this operation even easier.

NEW




### Wide Throat Area

The height of the throat is 68mm. Due to this height, the usability of the work space improved infinitely.

### Micro-lifter

When using the micro lifter, it is possible to carry out sewing with the presser foot lifted up to 2.5 mm. Elastic materials and delicate materials can be sewn beautifully with the presser foot lifted slightly.



(A) Used this function (B) Not used this function

JUKI Exclusive



### TWA (Tweak Width Adjustment)

This sewing machine is provided with the patented TWA mechanism. With the TWA, it is possible to easily correct an excess thread and fabric curling during overcasting.

### Other Features

- Adjustable presser foot pressure
- Option to deactivate upper knife
- Safety feature preventing operation when the presser foot is upper position or the cover is open.
- Thread trimming blade for easy thread cutting

## MO-2500

■Specifications  
Dimensions 350(W) x 310(D) x 340(H)mm Weight(Machine Only) 10.0kg  
Provided with the foot controller, knee lifting lever and soft cover.



You can watch the operation support video.

NEW



### Tractor Foot

This foot smoothly rides up on and down from the multi-layered part of the material while preventing stitch skipping at that part. Use the tractor foot for joining collars, shoulders, bottoms and sleeve cuffs.



### Multi-Purpose Foot

Since the standard presser foot has a hole for attaching a tape, the sewing machine is able to sew the material while inserting the stay tape.



### Waste Collector

Provided as a standard accessory, the waste collector catches cut-off fabric and is useful for keeping the area tidy.

NEW



### Easy Roll Hemming


Thread tension that is suitable for roll hemming can be obtained only by lifting the roll hemming thread tension lever. Simply raise the selection lever for overlock or roll hemming and set the cutting width adjusting dial to 2.5 to 3.5 allow the sewing machine to perform roll hemming.

NEW



### Magnet Needle Tray

This tray is useful as a place to temporarily put a needle when changing over the sewing method from the 2-needle sewing to 1-needle sewing, or when changing the needle. (Two locations; on the right and left sides of the machine head)



### Adjustable Differential Feed

Even with easily stretched fabrics such as knits and georgette, create beautifully sewn finishes by adjusting the differential feed. Adjustments can even be made while sewing.