



CAR COVERS AND SHELTER

Rear spoiler measurements for Custom Covers

Compact Sport Car with Wing and/or Body Kit

Year _____ Make _____
Model _____

NAME: _____

Order Date: _____ phone: _____

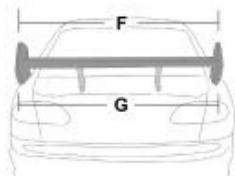
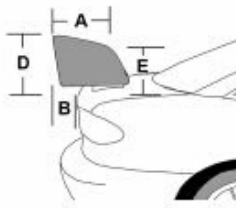
Pictures of the car MUST be provided with the dimension sheet.

Check the wing style that is closest to the wing on your car. Supply the following measurements:

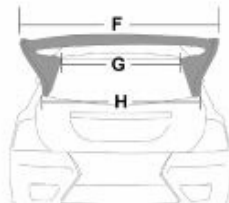
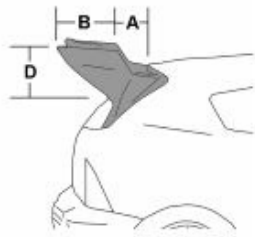
Length	A	_____	B	_____	C	_____
Height	D	_____	E	_____		_____
Width	F	_____	G	_____	H	_____

Style A

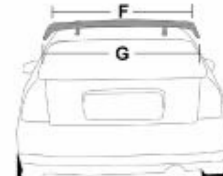
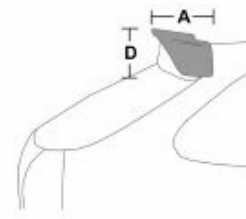
Measure "D" and "E" from trunk lid



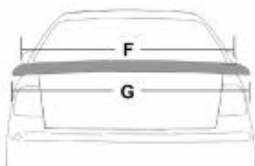
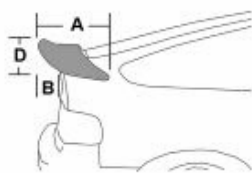
Style B



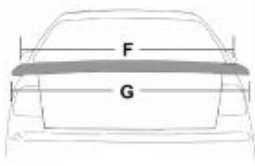
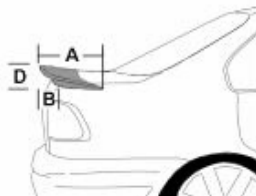
Style C



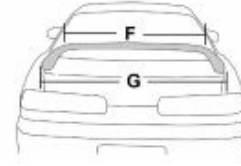
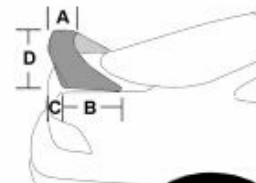
Style D



Style E



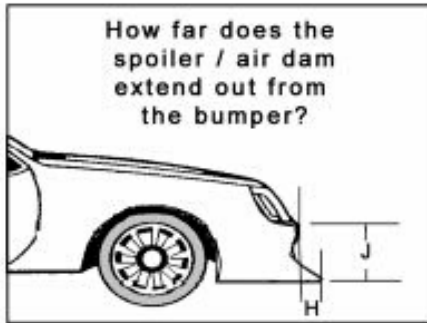
Style F





CAR COVERS AND SHELTER

Front body kit measurements for Custom Covers

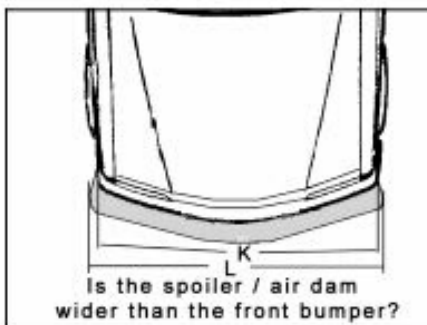


LENGTHS

H Front of bumper (at TOP of bumper) to front of air dam / spoiler _____

HEIGHTS

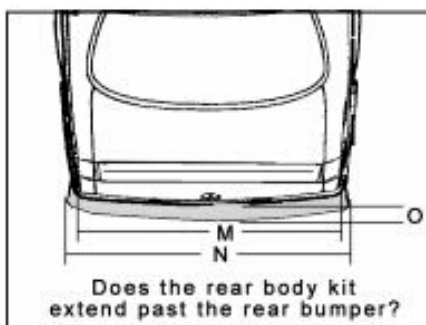
J Top of bumper to bottom of air dam / spoiler _____



WIDTHS

K Width of front bumper at TOP of bumper _____

L MAXIMUM width of air dam / spoiler _____



WIDTHS / LENGTHS

M Width of rear bumper at TOP of bumper _____

N Width of rear body kit _____

O TOP of rear bumper to rear edge of body kit ** _____

** IF body kit extends BEYOND the rear bumper