

PROFESSIONAL COMPACT WASHER EXTRACTOR PROFESSIONAL COMPACT DRYER

SC RANGE	SC 70	SC 90	DAM RANGE	DAMV7	DAMC7	DAM7 HP	DAMV9
	7KG 15LB	9KG 20 LB		7KG 15LB	7KG 15LB	7KG 15LB	7KG 15LB



SC70, SC90 WASHER-EXTRACTORS FEATURES

- Titanium grey cabinet
- Stainless steel drum and tub
- Easy to use timer with color Display
- Available in 25 languages
- Up to 50 programs (including Mop & Medical programs)
- 3 Soap compartments
- Matching dryer available – space saving when placed on top
- Available with pump or drain valve
- Marine voltages available (SC70)

DAMV7, DAMC7, DAM7 HP, DAMV9 Dryers features

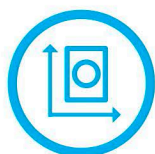
- Titanium grey cabinet
- Reversing drum
- Stainless steel drum
- Large door opening (Ø 45 cm)
- Available in 25 languages
- Easy to use timer with color Display
- Available with vent heating (DAMV7 & DAMV9), condenser unit (DAMC7) or heat pump heating (DAM7 HP)
- Marine voltages available (DAMV7)

ACCESORIES (WASHERS & DRYERS)


- Wifi Modules to connect to Wi-Fi & Connect Life
- Kit to connect to Central Pay System
- Connectivity to external systems
- Marine fixing brackets to avoid tilting of machine

CONNECTIVITY (WASHERS & DRYERS)

- Wi-fi connectivity via accessory. Monitor the status of the machine: usage of the machine, machine status, failure codes, logging of programs. Update the program



COMPACT
DESIGN



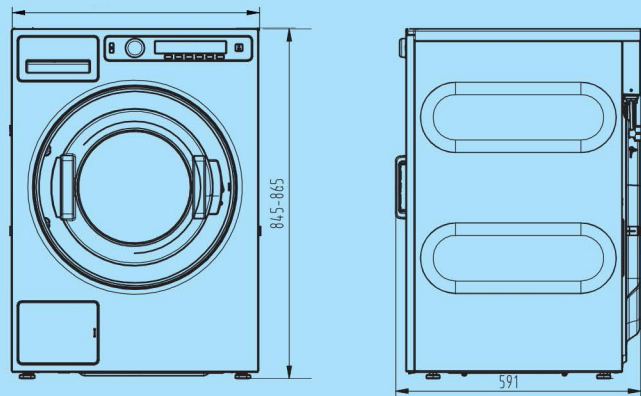
STACKABLE
UNIT



ENERGY
EFFICIENT

TYPE		SC70	SC90
DRUM VOLUME	l	60	80
CAPACITY 1:9	kg/lb	7/15	9/20
CAPACITY 1:10	kg/lb	6/13	8/18
DRUM DIAMETER	mm	Ø 480	
EXTRACTION SPEED	rpm	1400	
G-FACTOR		530	
Residual moisture	%	49	49
Sound (wash, spin) 1400rpm	dB(A)	61-76	<72
ELECTRICAL CONNECTION		With drainpump: 208-240V/60/1 380-415V/50/3Ph+N* 440V/60/3Ph-N	400V/50hz/3ph
ELECTRICAL HEATING	kW	3,2	4,6
CIRCUIT BREAKER		230V-16A/400V-10A	400V-10A
WATER CONNECTION	inch	3/4"	3/4"
DRAIN		Pump Standard, Drain valve available	Pump Standard, Drain valve available
DIMENSIONS			
H×W×D	mm	850x595x590	850x595x706
Net weight	kg	Pump:76,5 Valve: 77,0	Pump: 92,0 Valve: 92,5
TRANSPORT DATA			
Volume (packed)	m3	0,39	0,46
Packed H×W×D	mm	920x640x661	920x640x776

WASHER



TYPE		DAMV7 vent	DAMC7 condenser	DAM7HP Heat Pump	DAMV9 Vent
CONTROL TYPE		Electronic Display			
DRUM VOLUME	l	117			145
CAPACITY 1:18	kg/lb	7/15			8/18
CAPACITY 1:22	kg/lb	5/12			7/15
DIMENSIONS DRUM	mm	Ø 571x476			
ELECTRICAL CONNECTION		208-240V/60/1 380-415V/50/3Ph+N 440V/60/3Ph-N	380-415/50/3Ph+N	208-240V/50/1Ph	400V/50Hz/3ph 230V/50Hz/1ph
ELECTRICAL HEATING	kW	3	2,5	0,9	4,4
CIRCUIT BREAKER		230V-16A 400V-10A		230V-10A	400V-16A
AIRFLOW	m3/h	245	123	internal	
AIR EVACUATION	mm	100	-	-	
DIMENSIONS HxWxD	mm	850x595x654			850x595x769
Net weight	kg	40	45	57	43,6
TRANSPORT DATA					
Volume (packed)	m3	0,43			0,49
Packed HxWxD	mm	920x640x723			920x640x838
Gross weight	kg	44,4	49,4	61,4	48,2

DRYER

