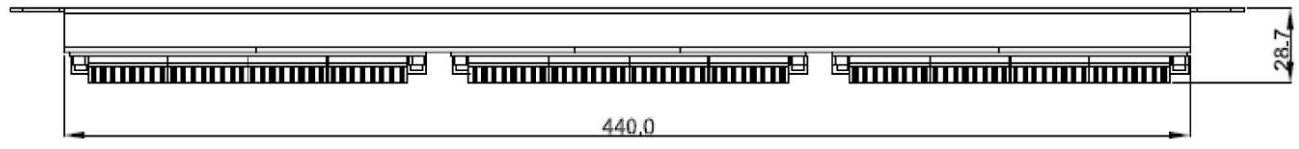
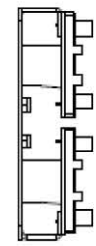
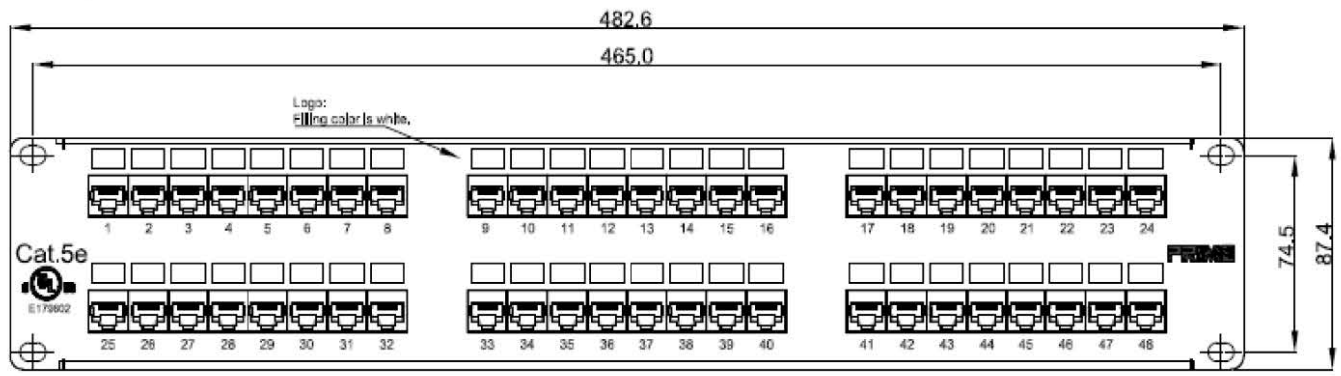
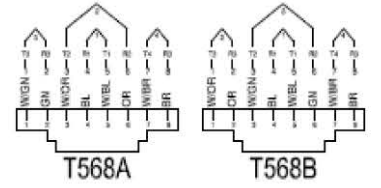


1	2	3	4	5	6	7	8	9	10	11	12	13	
MOLDING									DATE	REV.	REVISION	DRAFTING	CHECKED
									2019.06.06	A/0	NEW	MS	



PIN/PAIR ASSIGNMENTS



SPECIFICATION

- Patch Panel: 1U SECC/SGCC
- RJ45 Jack
Housing: Plastic.
Terminal: Phosphor Bronze, 50u" gold plated over Nickel plated in contact area.
- IDC
Housing: Plastic.
Terminal: Phosphor Bronze, nickel plated.
- P,C,B: FR-4, T=1.6mm,
- Operation Temperature : -10°C to 60°C.
- Insertion Force: 900gms for 8 contacts.
- Retention : 7.7 kg between jack and plug.
- Durability : 750 Cycles contact resistance test check with speed 10 mm/s.
- Supports: T568A & T568B wiring compatible with Category 6 requirement .

ELECTRICAL

- Current rating:1,5 Amps
- Insulation resistance:500 MΩ
- Contact resistance:20 mΩ
- DC resistance:0.1 Ω
- Dielectric withstanding voltage:500 V



Unless specified on the drawing, tolerances are per the follows:

X.	±0.50	X'	±3
.X	±0.30	.X'	±0.3
.XX	±0.10		

DRAW. NO	GFZD-S190076	TITLE	Cat. 5e Dual Type Patch Panel 48 port Rackmount		
CUSTOMER					
CUST' R P/N	PL11021981P	DRAW	MS	DATE	2019.06.06
SCALE	1:1	CHECK		DATE	
UNIT	mm	APPROVED		SHEET	1 OF 2

Material		Part Number		Note	<input checked="" type="checkbox"/> RoHS	<input type="checkbox"/> Reach	<input type="checkbox"/> GP	<input type="checkbox"/> HF	<input type="checkbox"/> Other	RD		
----------	--	-------------	--	------	--	--------------------------------	-----------------------------	-----------------------------	--------------------------------	----	--	--