

## GETTING STARTED GUIDE

myOxyGO



## Before You Start

### 1 Download App

From your mobile device, go to the **APP STORE** (APPLE) or **Google Play** (ANDROID), search for the **My OxyGo App** and download the software.

Apple App Store



Google Play App Store



My OxyGo App



### 2 Plug In Your OxyGo NEXT

Connect the AC power supply cord to the concentrator. Plug the power supply AC cord into an electrical outlet.

Do not power on OxyGo NEXT concentrator.



myOxyGO

## Pairing

### 3 Pair Your Mobile Device With Your OxyGo NEXT

- Go to **Settings** on your mobile device and **turn on Bluetooth**.
- Slide the button to the right to turn on Bluetooth.
- Next, **turn on Bluetooth on your concentrator** by holding down the minus button until the Bluetooth symbol appears on the concentrator's display screen.

### 4 Open My OxyGo App

Enter your provider code and click **"SUBMIT"**. The provider code can be found in your confirmation email or provided by your home care provider.

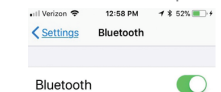
*Pairing is the term used to describe the process of wirelessly connecting two Bluetooth devices for the first time. "Pairing" allows the devices to recognize each other and creates a unique lasting connection between the specific devices.*

myOxyGO

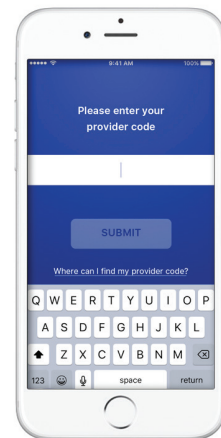
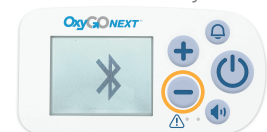
Go to settings



Turn on Bluetooth on phone



Turn on Bluetooth on OxyGo NEXT



Pairing

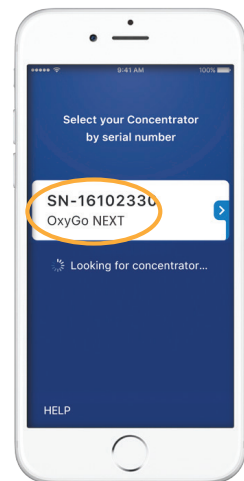
## 5 Search for Concentrator

Click on "Search for Concentrator" at the bottom of your screen.



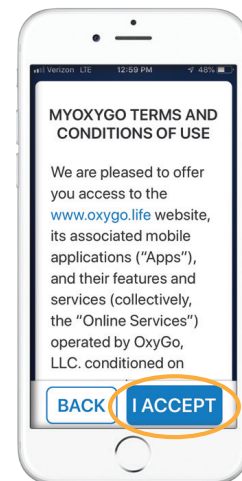
## 6 Select Serial #

When device is found, select your desired **Concentrator Serial Number** on your mobile device.



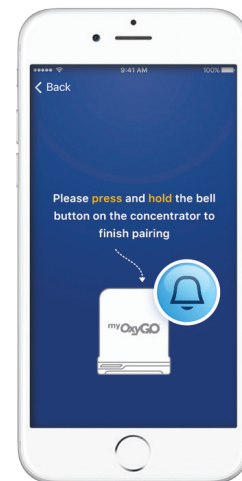
## 7 Terms & Conditions

Read the **Terms and Conditions** and if you choose to accept, select the "I Accept" button at the bottom of your screen.



## 8 Press Bell Button

Press and hold the **bell button** on your OxyGo NEXT concentrator to finish pairing.



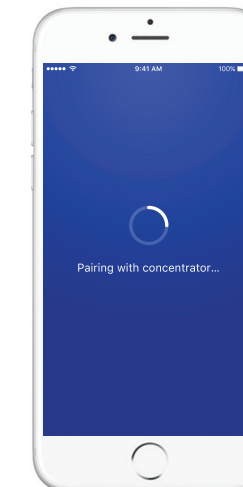
## 9 Wait to Pair

Please wait - your concentrator is pairing.

## 10 Pairing Complete

Your OxyGo NEXT is now paired with your mobile device! Now you can turn on your OxyGo NEXT and use it normally. The information displayed on your **My OxyGo App** screen will vary depending on your concentrator's current state.

For further information, see the My OxyGo App FAQ section at [www.oxygo.life/app](http://www.oxygo.life/app)



*THE PURPOSE OF THE OXYGO MOBILE APP IS TO PROVIDE ADDITIONAL CONVENIENCE TO THE PATIENT. HOWEVER, THE USER INTERFACE PANEL REMAINS THE PRIMARY SOURCE OF INFORMATION TO WHICH THE PATIENT SHOULD REFER.*