




FAMILY *Tech Talk* NIGHT

Inspiring Digital Responsibility





© 2019 School Family Media

Brought to you by

1





Welcome!


Goals for tonight:

- To help you understand how your children are using the Internet and personal technology (trends, apps, websites, etc.)
- To get to know the 4 pillars: Be Online, Be Safe, Be Kind, Be Smart
- To empower yourself (and in turn, your kids) to be mindful and responsible Internet users
- To help you stay up to date with new information and apps
- To have meaningful and ongoing conversations about Internet safety and technology with friends, family members, neighbors, and teachers

© 2019 School Family Media



2



What Do You Know?

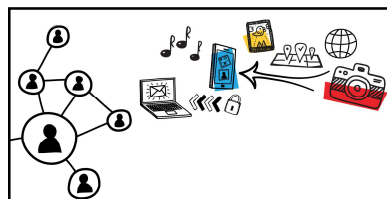
How much do you know about kids' Internet lives and what they do online? [Let's start with this quiz](#), compiled by a teen. You might be surprised!



© 2019 School Family Media



3



What Are Younger Kids Up To?




- **28% of 2-year-olds** can navigate a mobile device with no help
- **21% of 4-year-olds** own a gaming console
- **85% of parents** allow their children ages 6 and younger to use technology at home
- Popular apps: Minecraft, YouTube for Kids, Roblox, TikTok, Fortnite (often with older siblings)

© 2019 School Family Media




4



What Are Tweens and Teens Up To?

- **95% of teens** report going online daily; **45% of those** go online “almost constantly” (almost double since 2014-15)
- You might have heard of Fortnite...Overall, **84% of teens** have or have access to a gaming console, and **90%** play some form of video game (console, smartphone, computer)
- Facebook no longer dominant social media platform for teens; now gravitate toward YouTube, Instagram, Snapchat, Houseparty
- Other sites and apps of choice include Twitter, Roblox, TikTok
- Sites and apps being used change quickly
 - <http://internetsafety.trendmicro.com>
 - <http://cyberbullying.org/blog>
 - www.gaggle.net/top-social-networking-sites-and-apps-kids-use

© 2019 School Family Media



5



The Four Pillars of Good Internet Use



- Be Online
- Be Kind
- Be Safe
- Be Smart



© 2019 School Family Media



6


Be Online

- Have fun, learn, and make social connections
- Understand and respect safety, ethics, and privacy
- Maintain balance with online and real-life activities

© 2019 School Family Media



7




Be Online: Discussion Questions


How much time does your family spend online?

- We're on our devices more than I think we should be.
- We're online a moderate amount.
- We aren't online all that much.

Is your child's online experience mostly positive, mostly concerning, or a mixed bag?



© 2019 School Family Media



8






Be Safe

- Protect personal information
- Use security software
- Be mindful of potential for people with bad or unkind intentions
- Manage apps, devices, and toys that use geolocation

© 2019 School Family Media

FAMILY **Tech Talk** NIGHT

9

Be Safe: The Basics

- Put strong passwords on devices and change them often
- Don't share your passwords!
- Install Internet filters and parental control apps if needed
- Keep your security software up to date
- Make sure devices are charged outside of kids' bedrooms at night
- Set up nighttime shut-off through cell service provider

© 2019 School Family Media

FAMILY **Tech Talk** NIGHT

10



Be Safe: Discussion Questions

What are some of your concerns about online safety?

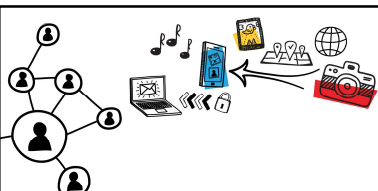
- Having personal information hacked
- Online predators or scammers
- Both
- Something else



© 2019 School Family Media


FAMILY
Tech Talk NIGHT

11



Be Kind



- Being kind online is key to a positive experience
- Remind your child not to post (or participate in) messages or photos that criticize or make fun of others—especially cyberbullying
- If you find out your child has been unkind online, take steps to address it
- Be kind online—including to yourself!
- Let your child see you modeling kind online behaviors, to others and to yourself



© 2019 School Family Media

FAMILY
Tech Talk NIGHT

12





Be Kind: Dealing With Unkindness



Along with monitoring your child's social media and gaming profiles, tell him to:

- Resist responding to unkind remarks
- Block the unkind person
- Tell a trusted adult
- Save the posts and notify law enforcement or the school, if appropriate
- Consider deactivating his account if it continues to affect him negatively
- Report any negative behavior to you and site administrators
- Practice resilience

© 2019 School Family Media



13





Be Kind: Cyberbullying

- Using online technology to repeatedly act cruelly to someone
- Posting or forwarding a private text or embarrassing image to others
- In the gaming world, harassing messages, ganging up on opponents, and verbal abuse
- Fortnite: Are you a "default"?

Talk with your kids often about whether they've been cyberbullied or have witnessed bullying behavior online

© 2019 School Family Media



14




Be Kind: Discussion Questions

KIDS: What would you do if you witness online unkindness or bullying?

- Tell a parent or other authority figure
- Tell the person being unkind to stop
- Not sure what I would do

PARENTS: What would you do if your child tells you she witnessed an unkind, cruel, or bullying post?


- Encourage her to stand up to the poster
- Get involved (e.g., contact the parent or school authorities)
- Avoid involvement (you or your child) unless directly threatening



© 2019 School Family Media


FAMILY
Tech Talk NIGHT

15



Be Smart

- The goal: Good habits and good uses
- Limit “just because” or mindless online time; balance the amount of time spent online vs. with real-life activities, and watch for excessive Internet use
- Respect others’ offline time
- Watch for misinformation (sometimes called “fake news”); practice media literacy skills
- Be familiar with the ways your own posts can be used and misused
- Practice and encourage positive Internet uses: research causes to support, ways to enhance learning, new interests to pursue, etc.
- Encourage kids to be “first responders” (#Icanhelp)




© 2019 School Family Media

FAMILY
Tech Talk NIGHT

16



Be Smart: Managing Overuse



- Establish tech-free zones and times at home
- Help kids understand the effects of over-multitasking
- Emphasize balancing time spent online and time spent doing real-life activities
- Seek expert help (guidance counselor, tech expert) if needed

© 2019 School Family Media




Be Smart: Real or Fake?



Help Save The ENDANGERED PACIFIC NORTHWEST TREE OCTOPUS From EXTINCTION


THE PACIFIC NORTHWEST TREE OCTOPUS

CEPHALOPODES


WHY IT'S ENDANGERED

© 2019 School Family Media





Be Smart: The Parent's Role



- Know your child's online "friends"
- Keep talking about ways she's using digital technology and its effects
- Be selective about posting information or photos about your child
- Help your child manage his digital footprint
- Above all—**communicate!**

© 2019 School Family Media

FAMILY **Tech Talk** NIGHT

19



Be Online Together

Create a Family Digital Code of Conduct

Help Manage Their Digital Footprint

Keep the Conversation Going

What's Next?


- **Be Online Together**
- Decide the basics
- Set the rules
- Teach them to be good digital citizens
- Model good digital/online behavior
- Respect their privacy
- Let them try
- Keep the conversation going
- Share your own experiences
- Be online *with* them



© 2019 School Family Media

FAMILY **Tech Talk** NIGHT

20





Be Online Together
Create a Family Digital Code of Conduct
Help Manage Their Digital Footprint
Keep the Conversation Going

What's Next?

Create a Family Digital Code of Conduct


- Protect your personal information.
- Treat others online as you would treat them in person.
- Be kind to yourself.
- Balance your real and online lives and be respectful of others' offline time.
- Avoid plagiarism and copyright infringement.
- Tell your parents if something you see online makes you uncomfortable or worries you, or if a stranger tries to contact you.
- Check with your parents before downloading anything or connecting with anyone new.





© 2019 School Family Media

21





Be Online Together
Create a Family Digital Code of Conduct
Help Manage Their Digital Footprint
Keep the Conversation Going

What's Next?

Help Manage Their Digital Footprint


- Use strong privacy settings on all social media accounts
- Don't overshare. Resist the temptation to share deeply personal information—that's what real-life friends are for.
- Be wary of information (contests, etc.) you submit online.
- Occasionally Google yourself to see what's out there about you.
- Remember—once you share something, it's always out there.





© 2019 School Family Media

22





Be Online Together
Create a Family Digital Code of Conduct
Help Manage Their Digital Footprint
Keep the Conversation Going

What's Next?

Keep the Conversation Going


- Ask your child's teacher whether she talks to the class about being good digital citizens
- Talk to the parents of your kids' friends about keeping a collective eye on (and communicating about) the kids' Internet activities
- Remind your children about letting an adult know if they witness unkind behavior
- Educate other adults in your child's life (relatives, activity leaders, etc.) about the 4 pillars: be online, be safe, be kind, be smart
- Watch for monthly email from parent group (with trends, tips, news stories, and more)





© 2019 School Family Media

23



Resources

Trend Micro

<http://internetsafety.trendmicro.com>

Lots of information on Internet safety for families from Trend Micro, the sponsor of this Family Tech Talk Night presentation.

Common Sense Media

www.common Sense Media.org

Provides reviews and ratings for websites and other media for children according to age-appropriateness.

Gaggle

www.gaggle.net

Provides safe online learning products and solutions to the K-12 market; the website also offers regular updates on social networks and apps that are used by children.

ConnectSafely

www.connectsafely.org/guides-3

A growing collection of short, clearly written, free downloadable guidebooks that demystify apps, services, and platforms popular with kids and teens, including Facebook, Instagram, and Snapchat.

Cyberbullying Research Center

<http://cyberbullying.org>


Provides up-to-date information about the nature, extent, causes, and consequences of cyberbullying among adolescents.

National Association for Media Literacy Education Parent Guide

<https://namele.net/a-parents-guide>

A comprehensive guidebook for parents and kids to become savvy media consumers, covering topics such as fake or misleading news reports, scams, copyright, and more.

You can go to www.reillypta.org/onlinesafety for a list of specific apps to help keep your family safe online.



© 2019 School Family Media

24