






Quilter's Thread Guesstimator

How many spools does it take to quilt a quilt?

 40wt = 400yds
  50wt = 500yds
  60wt = 600yds

QUILT SIZE	Light Quilting	Medium Quilting	Heavy Quilting
Crib/Lap	200 yds	400 yds	600 yds
Twin	400 yds	800 yds	1,200 yds
Queen/Double	600 yds	1,000 yds	1,600 yds
King	750 yds	1,500 yds	2,000 yds

Hand Quilting: Estimated yardage listed above.

Machine Quilting: Double yardage if using in bobbin also.

Happy Quilting!

www.colonialneedle.com