


Colonial Needle Presents

Son of a Stitch - SOS1007

Stitch and Thread Suggestions

By
Cynthia D. Thomas



I used one skein, card or spool unless indicated otherwise.

Colonial Needle/Presencia

Mouline

0001 – Snow White

4379 – Lite Jade Green

SJ Beads

Size 14

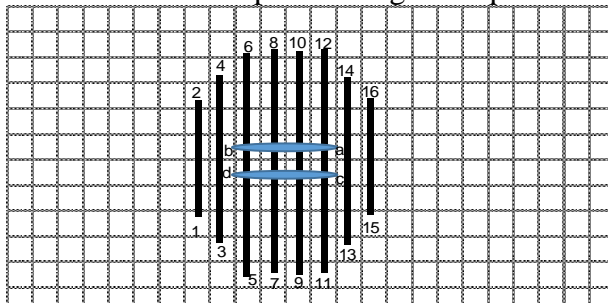
18110 – Mint Crystal

Kreinik Manufacturing Co.

#8 braid

032 - Pearl

Background: Presencia 0001 – 4 ply (black lines); Kreinik #8 032 – 1 strand (blue lines)
– Tied vertical straight Gobelin. Note:
Stitches 6-12 line up with the green square.

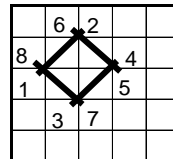


I would suggest using 2 needles, 1 with the main color and 1 with the tie down color. Work the main motif until you get to 11-12, then tie down with horizontal stitches, then finish the vertical stitches.

Green – Presencia 4379 – 3 ply.

Step 1) Work diagonal lines connecting the corners of the mint green squares and laying on top of the white tied vertical straight Gobelin.

Step 2) Work Braided Cross with bead in center of each mint green square.



Attach SJ Beads 14/0 18110 in center of each braided cross.

