

GRAPHTEC

Full Color Imaging Scanner
CSX500 Series
CSX510-09 / CSX530-09 / CSX550-09

Accurate Color Reproduction with High Throughput

Fastest scanning in this class
High-precision, high-quality scanning
Supports Adobe® RGB compatible color space
Includes advanced multifunctional software
Environmentally friendly design



**LUXios Engine - Graphtec's
Proprietary Technology**

High-resolution, high-quality scanning

LUXIOS

High speed, Real Image Scan Engine.

Includes useful software tools

For color copying

**Scanning ARTS 2
for WIN**

For image editing

Scanning Master
ProColor

Enhanced

www.graphteccorp.com

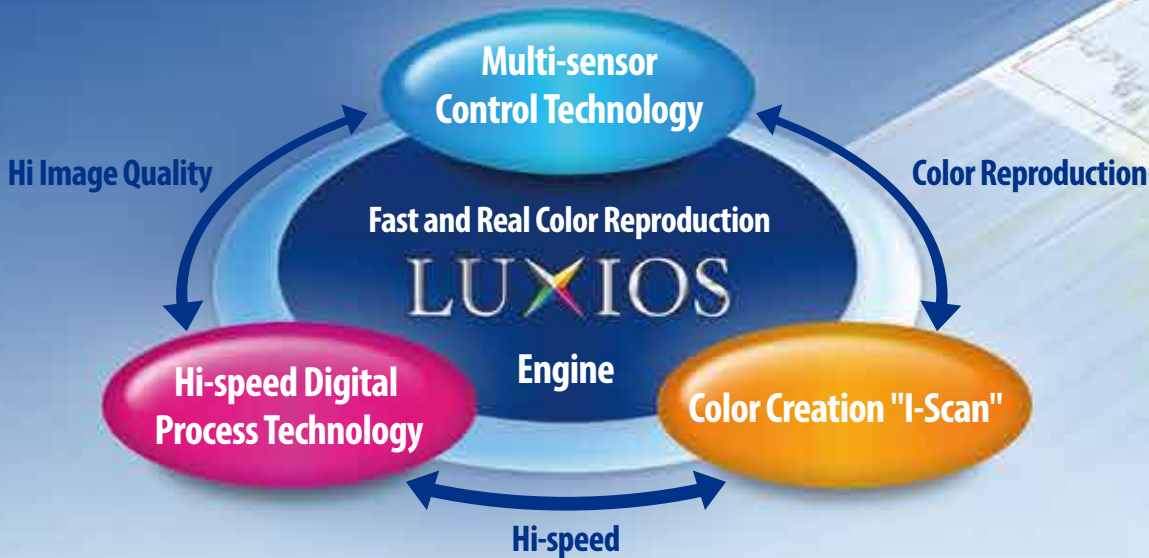
CSX500 Series CSX510-09 / CSX530-09 / CSX550-09

Fastest Speed in the Class - A0 Size Color Scanning in 15 Seconds!

Using Graphtec's proprietary, LUXIOS engine, the 1200 DPI model provides enhanced performance at a cost-effective price.

*1 In the CSX550-09

*2 Hi-speed scan mode in the CSX550-09



Higher A0 size

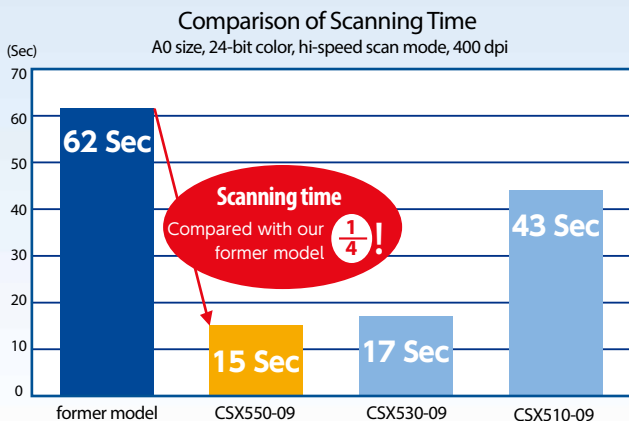
Fastest Speed in the Class

Enhanced image processing delivers fastest scanning speed in this class!

Graphtec Corp has improved the total throughput time by combining the fastest feed speed with optimized 64 bit technology.

This new concept produces a remarkable increase in scanning speed which is four times faster than a former model.

Total throughput time means the time taken from from the start of the scan to the point when editing or filing of the captured image may begin.



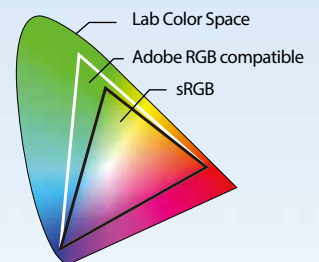
Real Color

Enhanced color reproduction

The resolution of the sensor output has been expanded to 48-bits. Graphtec proprietary color matching technology enables production of images with accurate color reproduction and uniformity.

Compatible with Adobe® RGB mode, for improved color reproduction!

Supports sRGB and Adobe® RGB color space for wider color reproduction. The Adobe® RGB compatible mode supports a wider color space than sRGB.



Color spaces of Adobe® RGB and sRGB

Fastest in the class
Document feeding speed:
4 inches/sec *1

For total throughput
in 15 seconds *2

Three models in our lineup to match all requirements



Entry model

CSX510-09

600dpi	Interpolated resolution 4800dpi
A0 Color 43Sec	USB2.0

Standard model

CSX530-09

600dpi	Interpolated resolution 9600dpi
A0 Color 17Sec	USB2.0

Fast and high-resolution, Flagship model

CSX550-09

1200dpi	Interpolated resolution 9600dpi
A0 Color 15Sec	USB2.0


Includes 1000Base-T Ethernet for file-sharing via LAN



High Image Quality

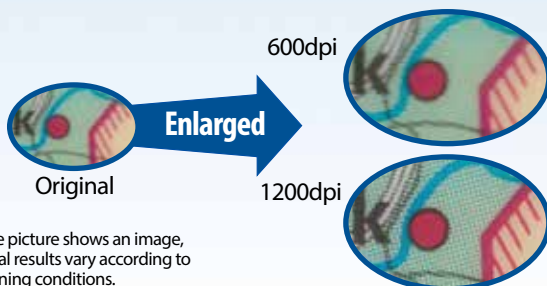
Produces high-quality images by using a new digital processing system

The RGB colorshifts that typically occur between 200 and 300 dpi are greatly reduced by our newly designed digital processing system. This means that high-quality images are available at fast scanning speeds.



The CSX550-9 has 1200 dpi optical resolution for higher resolution and image quality

Our proprietary high-precision paper feed technology and 1200 dpi resolution optical sensor enable high resolution high quality scanning.



Note: the picture shows an image, but actual results vary according to the scanning conditions.

Bundled Software

Improves your productivity when editing and managing image files

Scanning Master ProColor

Scanning Master Pro Color software enables easy editing and management of image files. It has useful features for file management and file sharing such as image linking, auto de-skew, auto de-speckle, background color suppression, re-touching and deleting together with search function, thumbnail view and display tree of image files.

Large format copy system becomes more familiar

Scanning ARTS 2 for WIN

The Scanning ARTS2 for WIN software can easily build the large format copy system by combining the existing large-format printers and GraphTEC scanners. Also, it can easily be configured the settings such as color or monochrome, document type, document size, print size, number of copies. This large size copying system can be used very conveniently just like a photocopying machine.



Specifications

		CSX510-09	CSX530-09	CSX550-09							
Scanning document width		257 mm (10.1 inches) to 965 mm (38.0 inches)									
Effective scanning area	Width	50 mm (2.0 inches) to 932.2 mm (36.7 inches)									
	Length	Programmable 50 mm to 999.99999 m (It can be set in the software. Actual length governed by the performance of the PC and the condition of the document. *3)									
Document size		ISO (JIS) A0, A1, A2, A3, A4, A0 carrier sheet, A1 carrier sheet									
		JIS B1, B2, B3, B4									
		DIN A0, A1, A2, A3, A4									
		ANSI (Engineering): E, D, C, B, A ANSI (Architectural): E, E1, D, C, B, A									
		User size (Programmable up to 932.2 mm (W) x 999.99999 m (L))									
Auto detection of document size		N/A	Auto detects the standard size to fit the document based on the scanned document width								
Document thickness		0.05 mm to 1.6 mm									
Scanning margin		0 mm (+/- 0.5 mm) at front and rear edge of document									
Scanning system	Main	Contact image sensor (CIS) (Five A4 sensors are arranged in a staggered pattern)									
	Sub	Document feeding system									
Document loading		Face-up									
Sensor	Optical resolution	600 dpi	1200 dpi								
	Output	Color: 48 bits/pixel, Grayscale: 16 bits/pixel									
	Light source	LED (R/G/B) in CIS									
Interpolated resolution		50 dpi to 4800 dpi (steps of 1 dpi)	50 dpi to 9600 dpi (steps of 1 dpi)								
Document feeding speed (at resolution of 400 dpi, high speed mode)	Monochrome	3.5 inches/sec	10 inches/sec	12 inches/sec							
	Gray	3.5 inches/sec	10 inches/sec	12 inches/sec							
	24bit color	1.2 inches/sec	3.3 inches/sec	4 inches/sec							
Scanning quality		High Speed, Normal, High Quality									
Scanning speed *4 (Document size: A0, Resolution: 400 dpi)	Mode	High-speed	Normal scan	High-quality	High-speed	Normal scan	High-quality	High-speed	Normal scan	High-quality	
	Monochrome	16 sec	30 sec	31 sec	7 sec	12 sec	13 sec	7 sec	11 sec	12 sec	
	Gray	16 sec	30 sec	31 sec	7 sec	12 sec	13 sec	7 sec	11 sec	12 sec	
	24bit color	44 sec	85 sec	86 sec	17 sec	31 sec	32 sec	15 sec	28 sec	29 sec	
Scanning accuracy *5	Distance accuracy	+/-0.1%, or +/-1 pixel (whichever is greater)									
	Monochrome	Bi-level, half-tones (dithering, error diffusion)									
Gradation	Gray *6	256 shades									
	Gray (RGB) *6	256 shades									
	Color	24bit, 8bit									
Color space		sRGB, Adobe® RGB compatible									
Interface		USB 2.0 (High speed)					USB2.0 (High-speed), LAN (10BASE-T/100BASE-TX/1000BASE-T)				
Power supply		100 to 120 V AC and 200 to 240 V AC, +/- 10 %, 50/60 Hz									
Operating environment		Temperature: 10 to 35 deg. C; Humidity: 35 to 80 % RH (non-condensing)									
Guaranteed accuracy environment		Temperature: 18 to 28 deg. C; Humidity: 40 to 70 % RH (non-condensing)									
Power consumption		42 W (3 W max. in power save mode)*7					55 W (3 W max. in power save mode)*7				
External dimensions (W x H x D)		Excluding stand: approx. 1097 mm x 160 mm x 322 mm Including stand: approx. 1097 mm x 972 mm x 171 mm									
Weight		Excluding stand: approx. 25kg Including stand: approx. 39kg									
Conforming standard		UL & FCC (USA), CE mark (Europe), CCC (China)									
Software		Scanning Master Pro Color, Scanning ARTS 2 for Win									
Supported Operating System (OS) for the software		Windows 8 (Windows 8 / Pro / Enterprise), Windows 8.1 (Windows 8.1 / Pro / Enterprise)									
		Windows 7 (Ultimate / Enterprise / Professional / Home Premium)									
		Windows Vista (Ultimate / Business / Home Premium / Home Basic)									
System Requirements for the software	CPU	Dual Core or high grade									
	Memory	3.0 GB or more									
	HDD	Needs enough space for storing scanned image data									
	Monitor	1024 x 768 pixels or more, True color display									

*3 Actual scanning length varies depends on the condition of scanned document and the performance of the PC. The scanning of long length documents is not guaranteed, because it can be affected by the accuracy of the document alignment and the condition of the document itself.

*4 The scanning speed varies depending on the performance of the PC. The scanning may be slower when the resources of the PC are shared with other application software. The scanning speeds above were measured using the following PC:-

- CPU: Core 2 Duo 2.5GHz
- Memory: 4.0GB
- Interface: USB2.0 (High speed)

*5 The scanning accuracy may vary depending on the operating environment and the quality or thickness of the scanned document. The accuracy figures above were measured under the conditions described below.

- Test chart used: Mylar sheet #300, 841 mm x 1,189 mm
- Guaranteed accuracy condition: Temperature 20 +/-3deg.C ; Humidity 60+/-10%RH.
- Guaranteed scanning accuracy range: Width 800 mm Length 1,000 mm
- Optical resolution: 600dpi High-quality (Gray)

*6 The light source used changes with the selected scanning mode.

- Gray (Disabled the Gray Balance mode) Uses a single light source (Green only)
- Gray (RGB): (Enabled the Gray Balance mode) Uses a triple light source (Red, Green, Blue) to create white light

*7 The average power consumption during normal operation.

Option

Item	Model
Stand	ST0074

Accessories

Item	Model
Carrier sheet A0	IS0922
Carrier sheet A1	IS0908
Calibration sheet	IS0932
Cleaning paper	EM-CP

Standard accessories

Item	Qty
Power cable	1
Document guide	2
Cable clamp	1
USB Cable	1
Document support plate	3
Calibration sheet	1
Carrier sheet (Except CSX510)	1
Cleaning paper	1
CD-ROM (User manual and Scanning Master Pro Color, Scanning ARTS2 for Win)	2
User's manual	1

· Brand names and product names listed in this brochure are the trademarks or registered trademarks of their respective owners.

· Specifications are subject to change without notice. For more information about product, please check the web site or contact your local representative.



For using equipment in correctly and safely

· The before using it, please read the user manual and then please use it properly in accordance with the description.

· To avoid an occurrence of malfunction or an electric shock by leakage, please ensure ground connection and use it in specified power source.

GRAPHTEC

Graphtec Corporation

503-10 Shinano-cho, Totsuka-ku, Yokohama 244-8503, Japan
Tel : +81-45-825-6250 Fax : +81-45-825-6396
Email : webinfo@graphtec.co.jp

Website <http://www.graphteccorp.com>



JE10101 GR Vol.4